

# American Fragmentation Initiative Topline

July 2023



# Table of Contents

1. Methodology

2. Issue Landscape

3. Identity and Culture

4. Economics

# Methodology

# Methodology



---

Survey fielded on the KnowledgePanel® from June 7 – June 23, 2023.

Survey fielded using RDD Telephone from June 12 – June 23, 2023, and July 7 – July 10, 2023



---

Sample of 5,093 American adults aged 18 or older, with 4,493 interviews taking place online, and 600 interviews via telephone.



---

For the online portion, the survey was conducted using the probability-based Ipsos KnowledgePanel®. Fielded in both English and Spanish.

The RDD Telephone portion was conducted in English in the Native American Lands and Aging Farmlands.

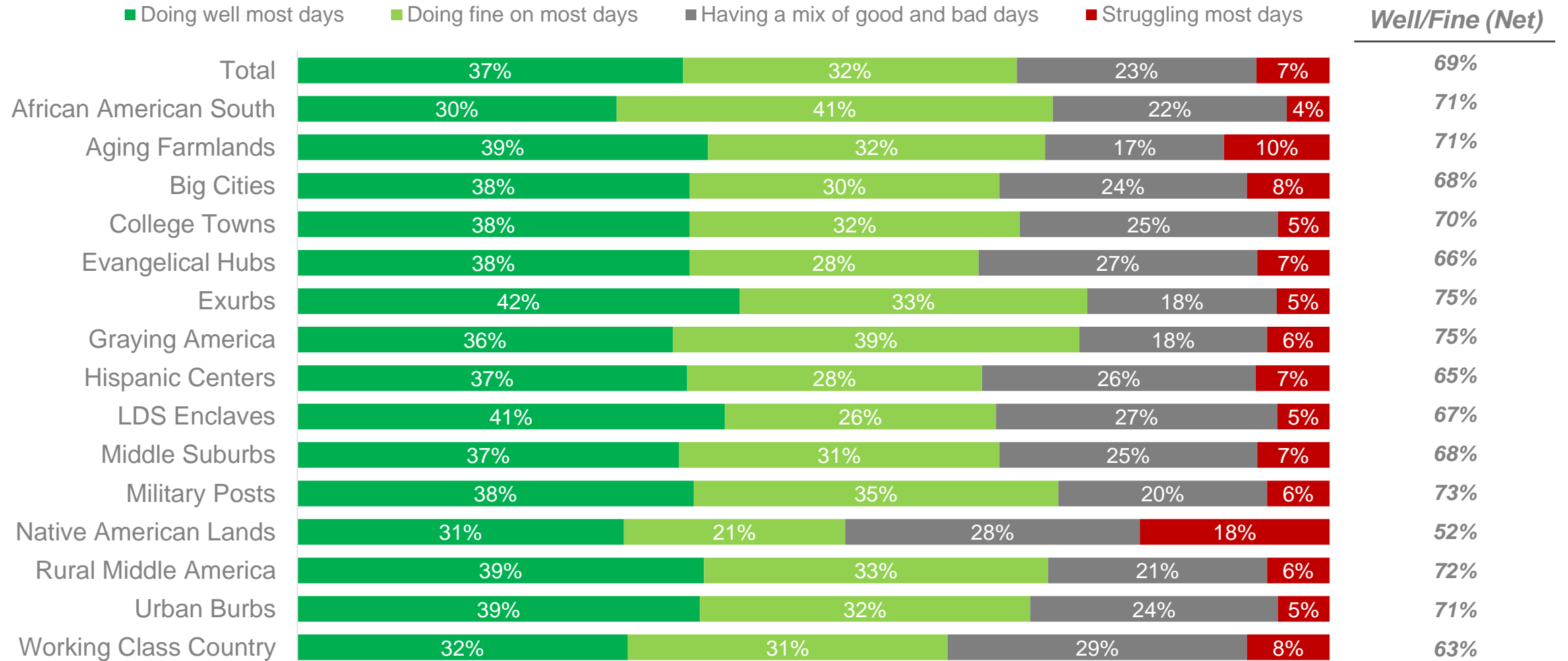
The data was weighted to U.S. Census Targets in each area segment and at the national level.

# Sample Sizes Per Segment

Segment	Method	Number of Interviews
African American South	Online via the KnowledgePanel®.	N = 323
Big Cities		N = 461
College Towns		N = 337
Evangelical Hubs		N = 325
Exurbs		N = 331
Graying America		N = 336
Hispanic Centers		N = 318
LDS Enclaves		N = 314
Middle Suburbs		N = 329
Military Posts		N = 334
Rural Middle America		N = 322
Urban Burbs		N = 451
Working Class Country		N = 312
Aging Farmlands		Random Digit Dialing Telephone
Native American Lands	N = 300	
Total Interviews		N = 5,093

# Issue Landscape

# How Things Are – Individually



Q1: Taken all together, how would you say things are for you these days? Would you say that you are...?  
 Base: All Respondents (n=5,093)

# Important issues facing local community – Domestic politics

	Total	African American South	Big Cities	College Towns	Evangelical Hubs	Exurbs	Graying America	Hispanic Centers	LDS Enclaves	Middle Suburbs	Military Posts	Rural Middle America	Urban Burbs	Working Class Country
Taxes	16%	14%	14%	15%	15%	20%	10%	14%	22%	15%	13%	18%	22%	17%
Education	12%	14%	10%	15%	10%	12%	8%	12%	14%	15%	10%	12%	10%	13%
Immigration	11%	6%	13%	8%	10%	13%	12%	21%	10%	11%	8%	10%	11%	14%
Government budget and debt	9%	5%	9%	9%	7%	10%	9%	7%	11%	12%	9%	12%	9%	9%



# Important issues facing local community – Domestic problems

	Total	African American South	Big Cities	College Towns	Evangelical Hubs	Exurbs	Graying America	Hispanic Centers	LDS Enclaves	Middle Suburbs	Military Posts	Rural Middle America	Urban Burbs	Working Class Country
Crime or gun violence	21%	43%	33%	24%	10%	17%	15%	23%	11%	23%	21%	11%	24%	18%
Homelessness / Housing insecurity	19%	13%	33%	28%	10%	18%	18%	28%	15%	14%	25%	9%	19%	10%
Race and racism	9%	16%	11%	8%	7%	6%	7%	6%	7%	10%	11%	6%	12%	12%
Government or business corruption	8%	8%	5%	9%	10%	9%	9%	6%	8%	9%	8%	11%	5%	10%

# Important issues facing local community – Healthcare

	Total	African American South	Big Cities	College Towns	Evangelical Hubs	Exurbs	Graying America	Hispanic Centers	LDS Enclaves	Middle Suburbs	Military Posts	Rural Middle America	Urban Burbs	Working Class Country
Opioid or drug addiction	19%	15%	11%	18%	40%	16%	24%	14%	17%	19%	17%	23%	11%	29%
Healthcare	15%	13%	10%	15%	23%	11%	20%	16%	11%	16%	11%	17%	15%	15%
Abortion	4%	2%	3%	5%	4%	6%	3%	3%	6%	5%	9%	6%	3%	5%
Contagious disease (COVID-19/RSV/etc.)	2%	3%	2%	1%	0%	2%	2%	2%	1%	1%	2%	2%	2%	2%

# Important issues facing local community – Economy

	Total	African American South	Big Cities	College Towns	Evangelical Hubs	Exurbs	Graying America	Hispanic Centers	LDS Enclaves	Middle Suburbs	Military Posts	Rural Middle America	Urban Burbs	Working Class Country
Inflation or increasing costs	53%	43%	48%	49%	57%	56%	57%	45%	66%	51%	55%	55%	50%	58%
Economic inequality	10%	11%	16%	15%	9%	6%	8%	8%	13%	10%	10%	5%	11%	7%
Unemployment	6%	9%	5%	8%	13%	3%	5%	6%	3%	6%	6%	8%	5%	9%

# Important issues facing local community – Politics

	Total	African American South	Big Cities	College Towns	Evangelical Hubs	Exurbs	Graying America	Hispanic Centers	LDS Enclaves	Middle Suburbs	Military Posts	Rural Middle America	Urban Burbs	Working Class Country
Political extremism or polarization	13%	9%	12%	14%	4%	17%	17%	10%	19%	16%	14%	13%	17%	6%
Election security or fraud	3%	3%	3%	4%	3%	2%	4%	3%	2%	4%	3%	5%	2%	2%
Foreign conflicts or terrorism	1%	1%	2%	-	0%	3%	2%	0%	1%	1%	1%	0%	2%	1%

# Important issues facing local community – Environment

	Total	African American South	Big Cities	College Towns	Evangelical Hubs	Exurbs	Graying America	Hispanic Centers	LDS Enclaves	Middle Suburbs	Military Posts	Rural Middle America	Urban Burbs	Working Class Country
Climate change	10%	5%	15%	14%	2%	9%	9%	9%	8%	8%	14%	6%	17%	4%
Natural disasters or severe weather	5%	8%	5%	5%	2%	5%	11%	4%	8%	2%	7%	4%	3%	5%

# Important issues facing the country – Domestic politics

	Total	African American South	Big Cities	College Towns	Evangelical Hubs	Exurbs	Graying America	Hispanic Centers	LDS Enclaves	Middle Suburbs	Military Posts	Rural Middle America	Urban Burbs	Working Class Country
Immigration	23%	15%	16%	20%	33%	26%	25%	28%	20%	23%	18%	26%	21%	29%
Government budget and debt	19%	16%	16%	20%	23%	17%	17%	16%	25%	22%	18%	20%	13%	23%
Taxes	9%	8%	7%	4%	10%	10%	6%	10%	12%	7%	9%	10%	9%	12%
Education	5%	5%	8%	6%	4%	7%	4%	4%	6%	4%	4%	3%	5%	5%

Q3: Which of the following topics are the most important issues facing the country as a whole? (Select up to three)

Base: All Respondents (n=4,493)

\*NOTE: This question was not asked to those in Aging Farmlands and Native American Lands

# Important issues facing the country – Domestic problems

	Total	African American South	Big Cities	College Towns	Evangelical Hubs	Exurbs	Graying America	Hispanic Centers	LDS Enclaves	Middle Suburbs	Military Posts	Rural Middle America	Urban Burbs	Working Class Country
Crime or gun violence	30%	42%	39%	33%	20%	30%	25%	32%	26%	35%	26%	25%	33%	23%
Government or business corruption	18%	18%	12%	22%	26%	14%	19%	15%	25%	17%	18%	24%	13%	21%
Race and racism	12%	15%	14%	11%	8%	14%	6%	15%	9%	15%	15%	10%	14%	13%
Homelessness / Housing insecurity	10%	10%	15%	9%	8%	9%	11%	14%	6%	7%	10%	9%	10%	11%

Q3: Which of the following topics are the most important issues facing the country as a whole? (Select up to three)

Base: All Respondents (n=4,493)

\*NOTE: This question was not asked to those in Aging Farmlands and Native American Lands

# Important issues facing the country – Healthcare

	Total	African American South	Big Cities	College Towns	Evangelical Hubs	Exurbs	Graying America	Hispanic Centers	LDS Enclaves	Middle Suburbs	Military Posts	Rural Middle America	Urban Burbs	Working Class Country
Healthcare	13%	13%	10%	12%	17%	13%	12%	17%	12%	16%	15%	13%	13%	13%
Opioid or drug addiction	12%	10%	9%	11%	21%	11%	12%	11%	8%	12%	11%	14%	11%	19%
Abortion	8%	7%	8%	9%	8%	10%	6%	5%	8%	7%	8%	8%	7%	7%
Contagious disease (COVID-19/RSV/etc.)	2%	4%	2%	2%	1%	1%	1%	2%	3%	1%	2%	1%	3%	3%

Q3: Which of the following topics are the most important issues facing the country as a whole? (Select up to three)

Base: All Respondents (n=4,493)

\*NOTE: This question was not asked to those in Aging Farmlands and Native American Lands



# Important issues facing the country – Economy

	Total	African American South	Big Cities	College Towns	Evangelical Hubs	Exurbs	Graying America	Hispanic Centers	LDS Enclaves	Middle Suburbs	Military Posts	Rural Middle America	Urban Burbs	Working Class Country
Inflation or increasing costs	44%	41%	42%	41%	48%	45%	47%	36%	52%	43%	49%	44%	40%	46%
Economic inequality	10%	8%	15%	16%	6%	7%	11%	7%	12%	10%	17%	6%	11%	7%
Unemployment	4%	5%	3%	4%	5%	3%	3%	6%	2%	5%	3%	3%	3%	4%

Q3: Which of the following topics are the most important issues facing the country as a whole? (Select up to three)

Base: All Respondents (n=4,493)

\*NOTE: This question was not asked to those in Aging Farmlands and Native American Lands

# Important issues facing the country – Politics

	Total	African American South	Big Cities	College Towns	Evangelical Hubs	Exurbs	Graying America	Hispanic Centers	LDS Enclaves	Middle Suburbs	Military Posts	Rural Middle America	Urban Burbs	Working Class Country
Political extremism or polarization	26%	22%	30%	31%	17%	24%	32%	23%	30%	26%	27%	26%	28%	16%
Election security or fraud	6%	6%	3%	8%	7%	8%	8%	6%	7%	4%	4%	10%	6%	9%
Foreign conflicts or terrorism	4%	3%	3%	1%	5%	4%	4%	2%	5%	2%	6%	4%	3%	6%

Q3: Which of the following topics are the most important issues facing the country as a whole? (Select up to three)

Base: All Respondents (n=4,493)

\*NOTE: This question was not asked to those in Aging Farmlands and Native American Lands

# Important issues facing the country – Environment

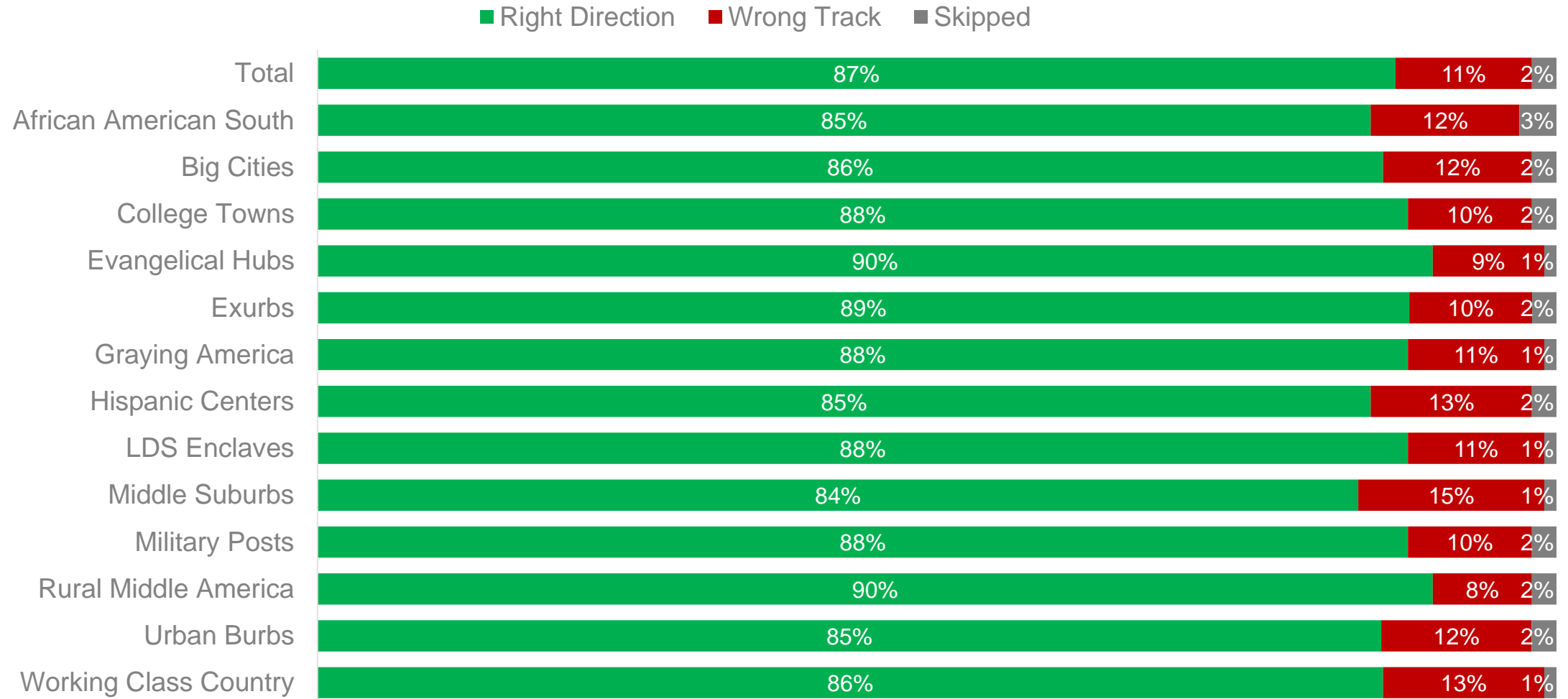
	Total	African American South	Big Cities	College Towns	Evangelical Hubs	Exurbs	Graying America	Hispanic Centers	LDS Enclaves	Middle Suburbs	Military Posts	Rural Middle America	Urban Burbs	Working Class Country
Climate change	14%	11%	19%	23%	6%	16%	15%	12%	14%	14%	17%	8%	19%	6%
Natural disasters or severe weather	3%	5%	3%	3%	3%	2%	5%	3%	1%	3%	6%	3%	5%	2%

Q3: Which of the following topics are the most important issues facing the country as a whole? (Select up to three)

Base: All Respondents (n=4,493)

\*NOTE: This question was not asked to those in Aging Farmlands and Native American Lands

# Right Direction/Wrong Track – Your life

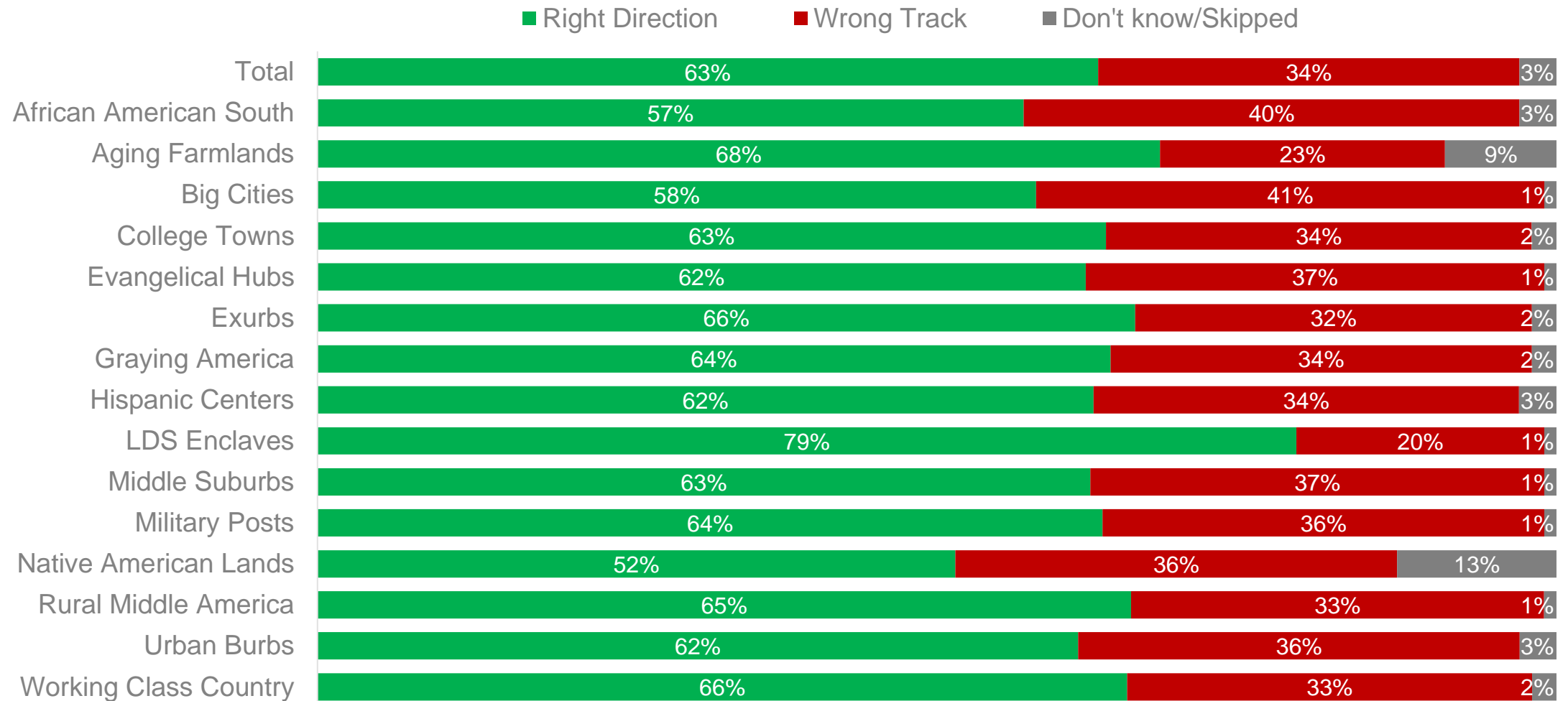


Q4: Do you think the following is generally headed in the right direction, or is it off on the wrong track? – Your life

Base: All Respondents (n=4,493)

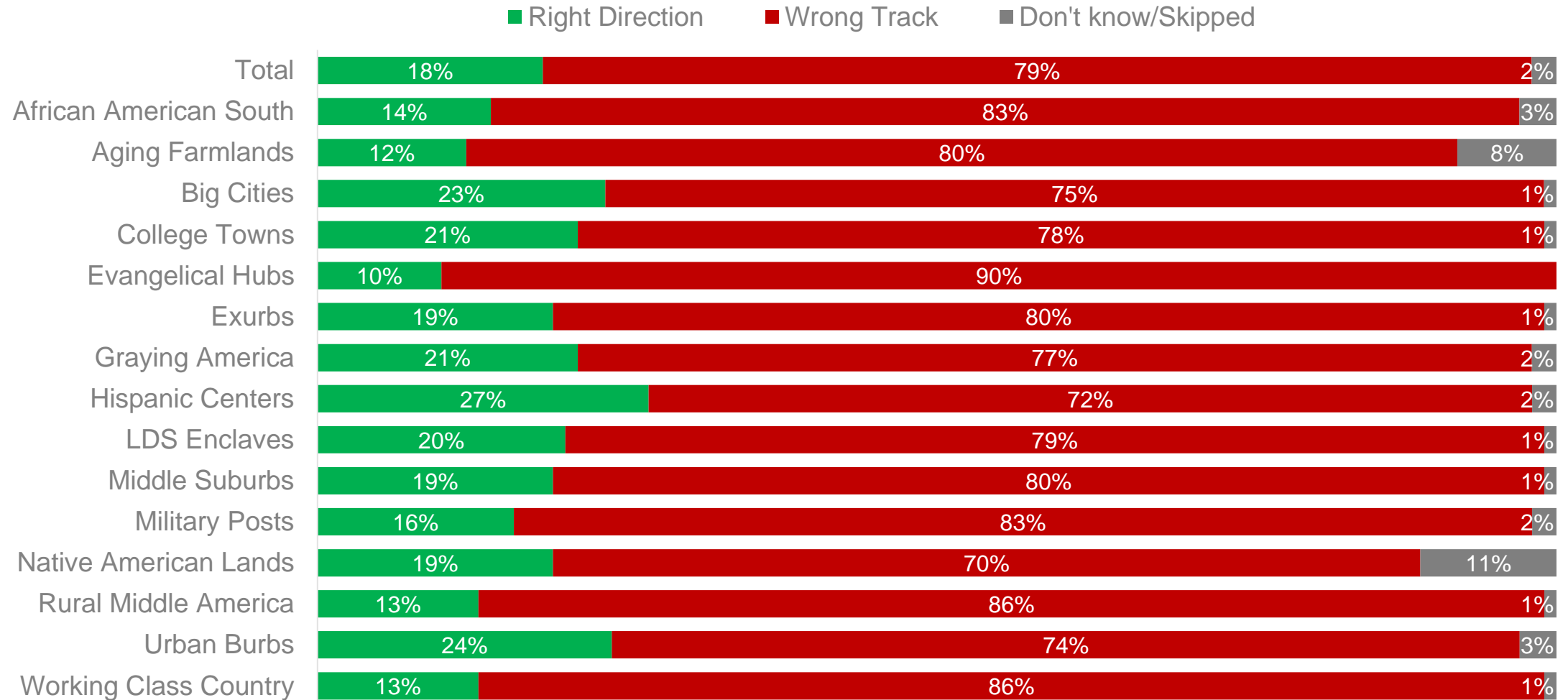
\*NOTE: This option was not asked to those in Aging Farmlands and Native American Lands

# Right Direction/Wrong Track – Your community



Q4: Do you think the following is generally headed in the right direction, or is it off on the wrong track? – Your community  
 Base: All Respondents (n=5,093)

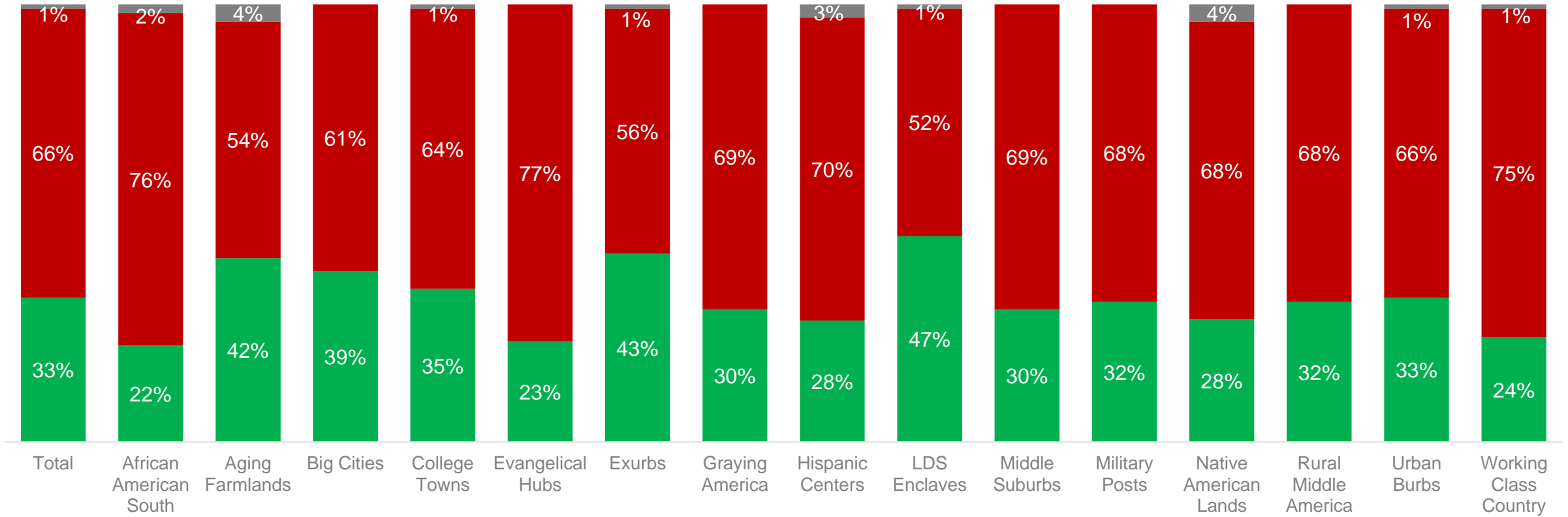
# Right Direction/Wrong Track – America as a whole



# Identity and Culture

# Trust in people

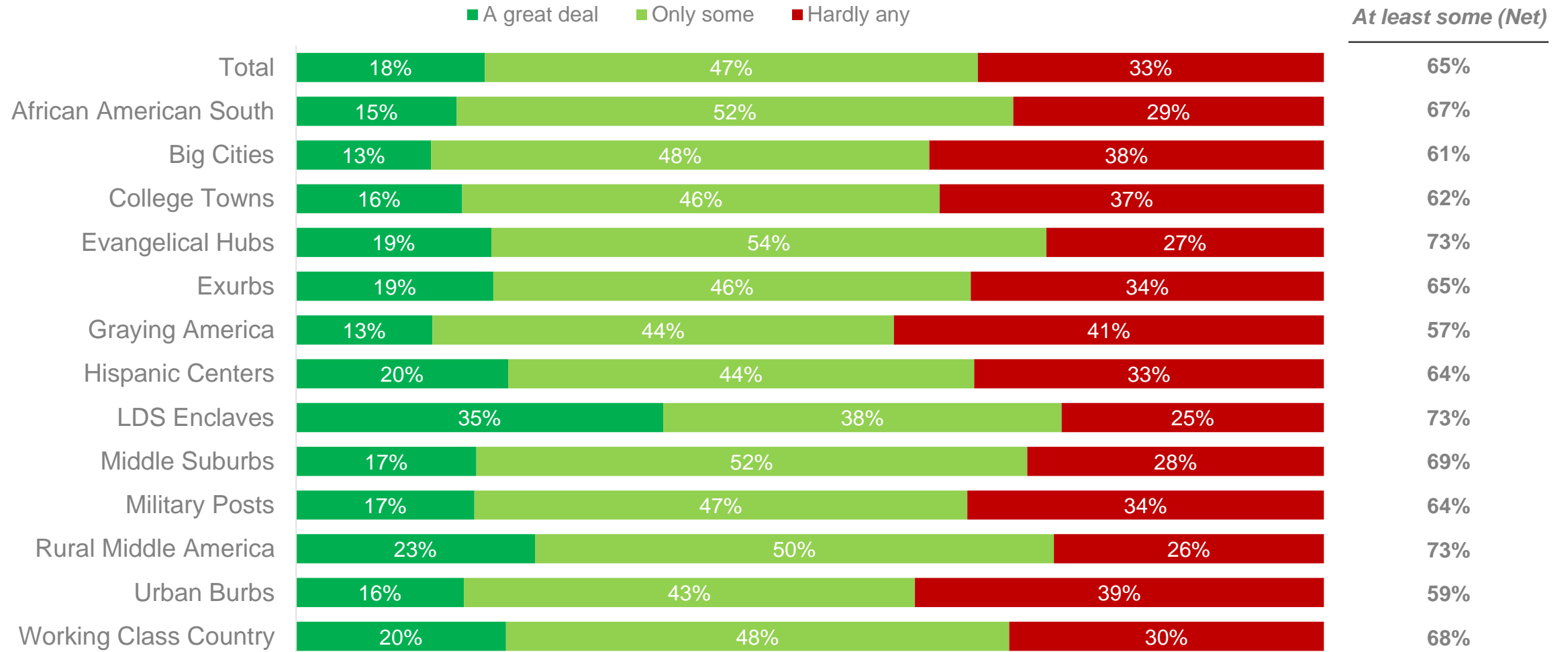
■ Can be trusted ■ Can't be too careful ■ Skipped/Don't know



Q5: Generally speaking, would you say that most people can be trusted or that you can't be too careful in dealing with people?  
 Base: All Respondents (n=5,093)



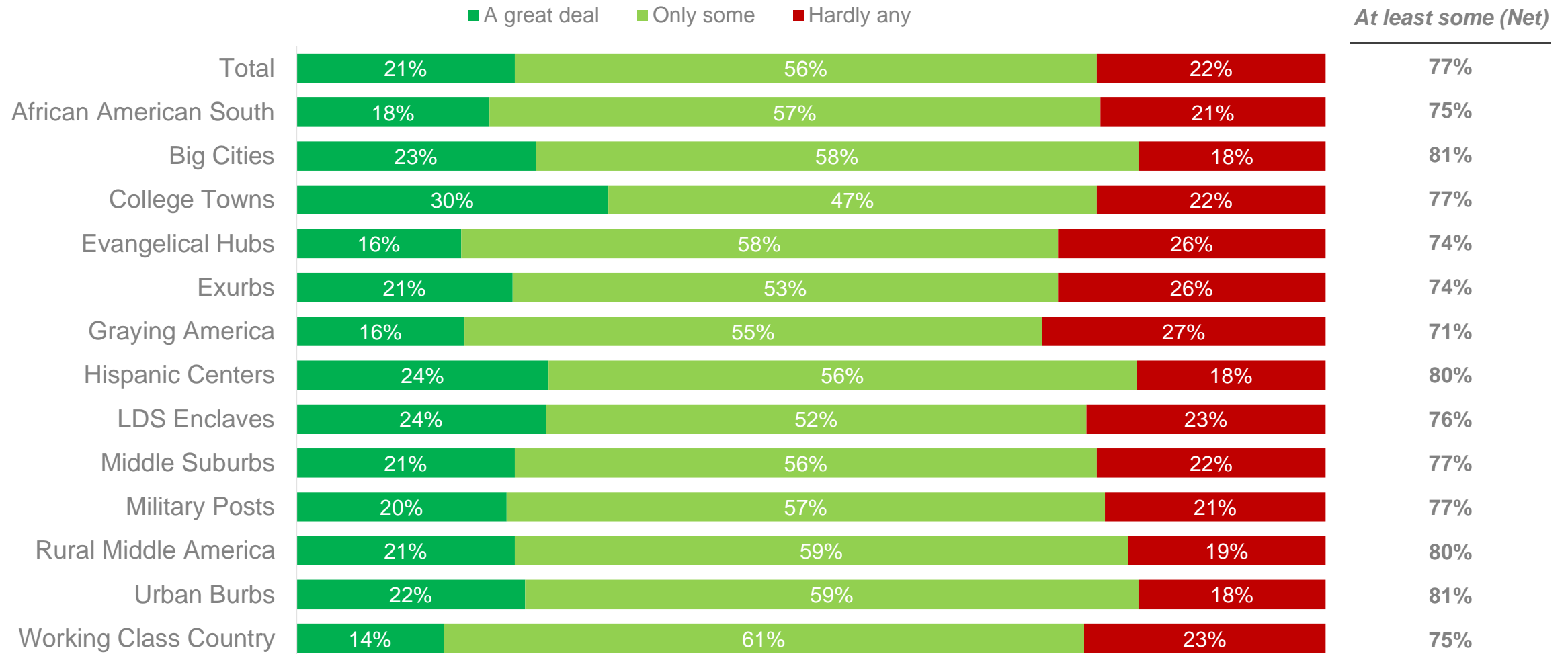
# Confidence in Institutions – Organized religion



Q6: As far as the people running the following institutions are concerned, would you say you have a great deal of confidence, only some confidence, or hardly any confidence in them? – Organized religion  
 Base: All Respondents (n=4,493)

\*NOTE: This question was not asked to those in Aging Farmlands and Native American Lands

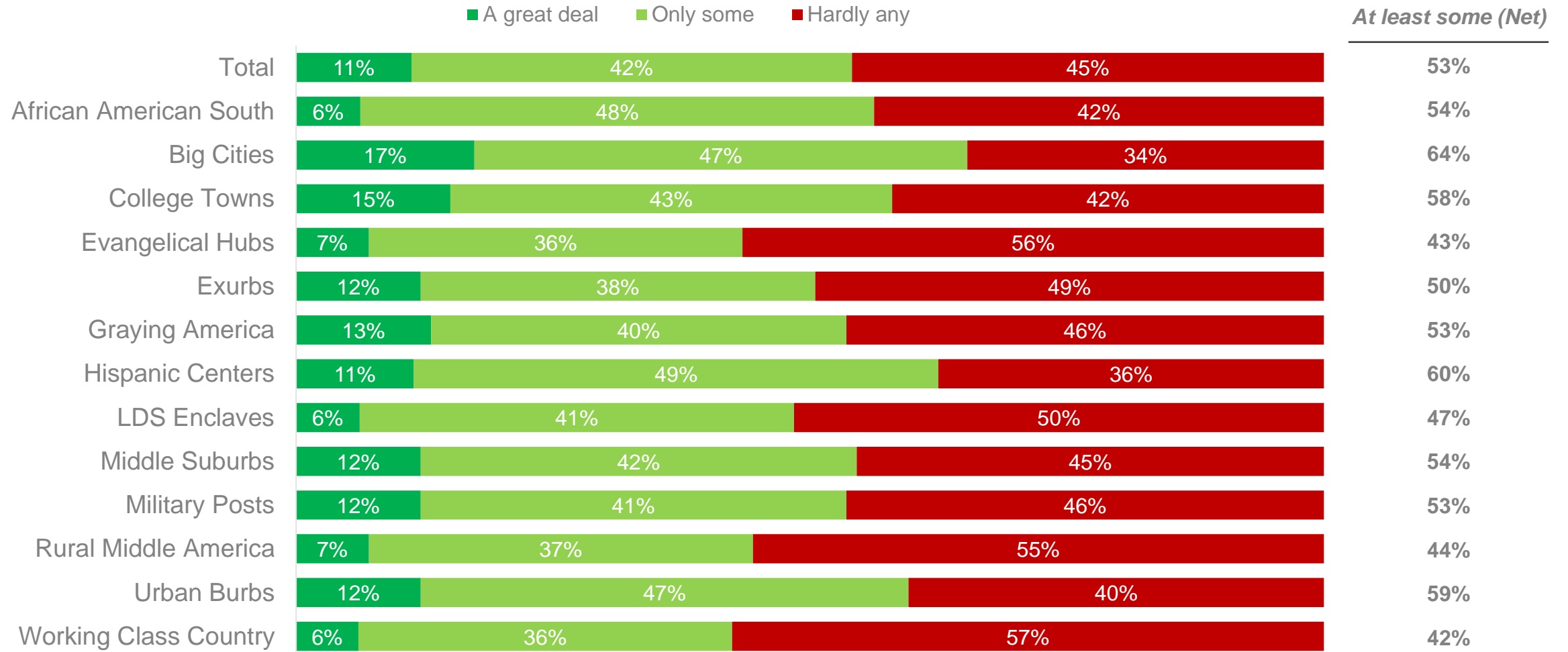
# Confidence in Institutions – Education, schools, and universities



Q6: As far as the people running the following institutions are concerned, would you say you have a great deal of confidence, only some confidence, or hardly any confidence in them? – Education, schools, and universities  
 Base: All Respondents (n=4,493)

\*NOTE: This question was not asked to those in Aging Farmlands and Native American Lands

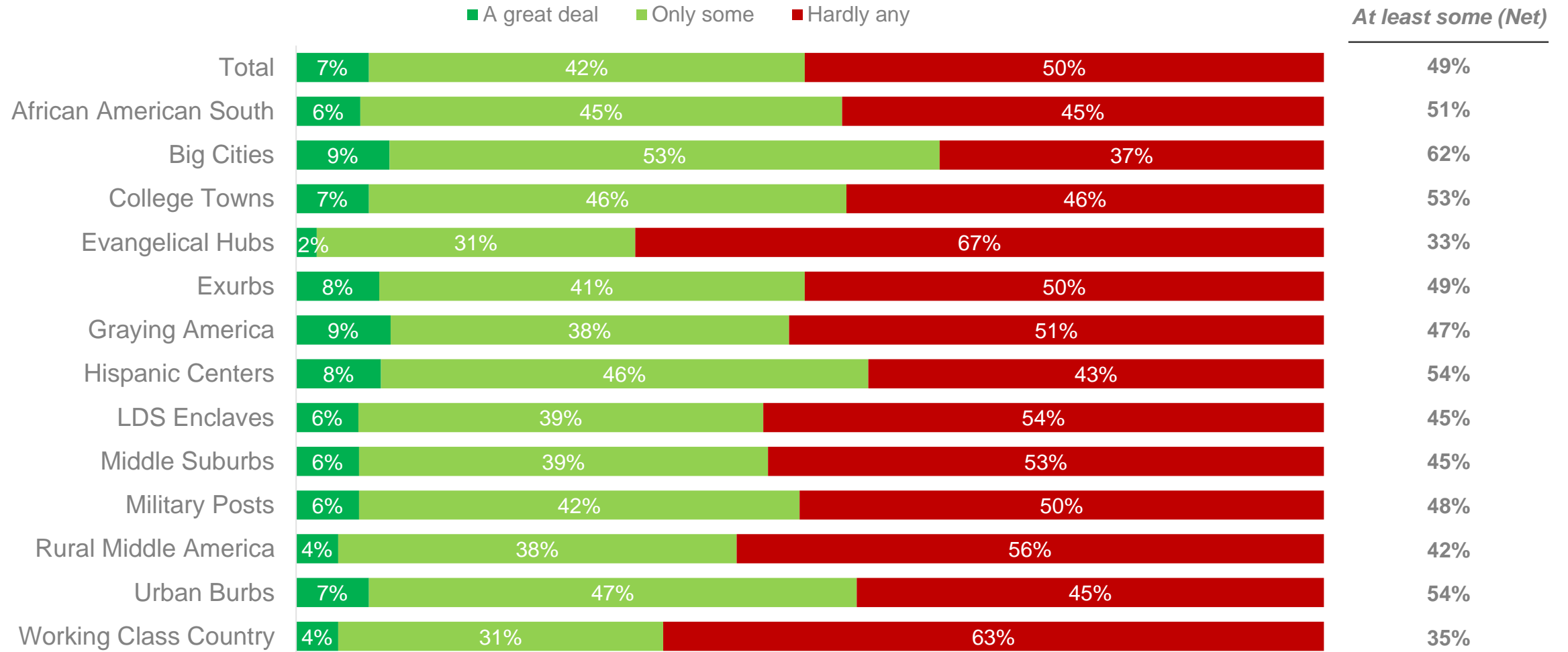
# Confidence in Institutions – The executive branch of the federal government



Q6: As far as the people running the following institutions are concerned, would you say you have a great deal of confidence, only some confidence, or hardly any confidence in them? – The executive branch of the federal government  
 Base: All Respondents (n=4,493)

\*NOTE: This question was not asked to those in Aging Farmlands and Native American Lands

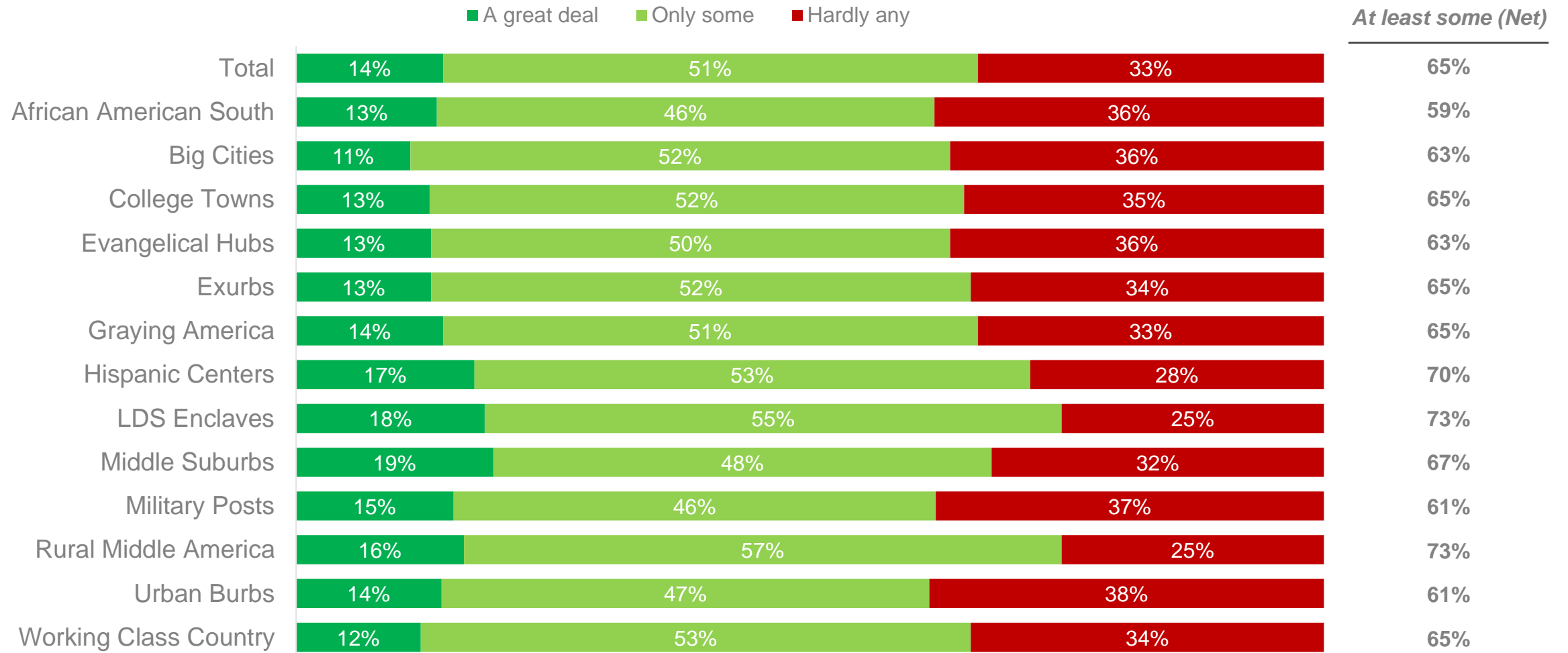
# Confidence in Institutions – Press



Q6: As far as the people running the following institutions are concerned, would you say you have a great deal of confidence, only some confidence, or hardly any confidence in them? – Press  
 Base: All Respondents (n=4,493)

\*NOTE: This question was not asked to those in Aging Farmlands and Native American Lands

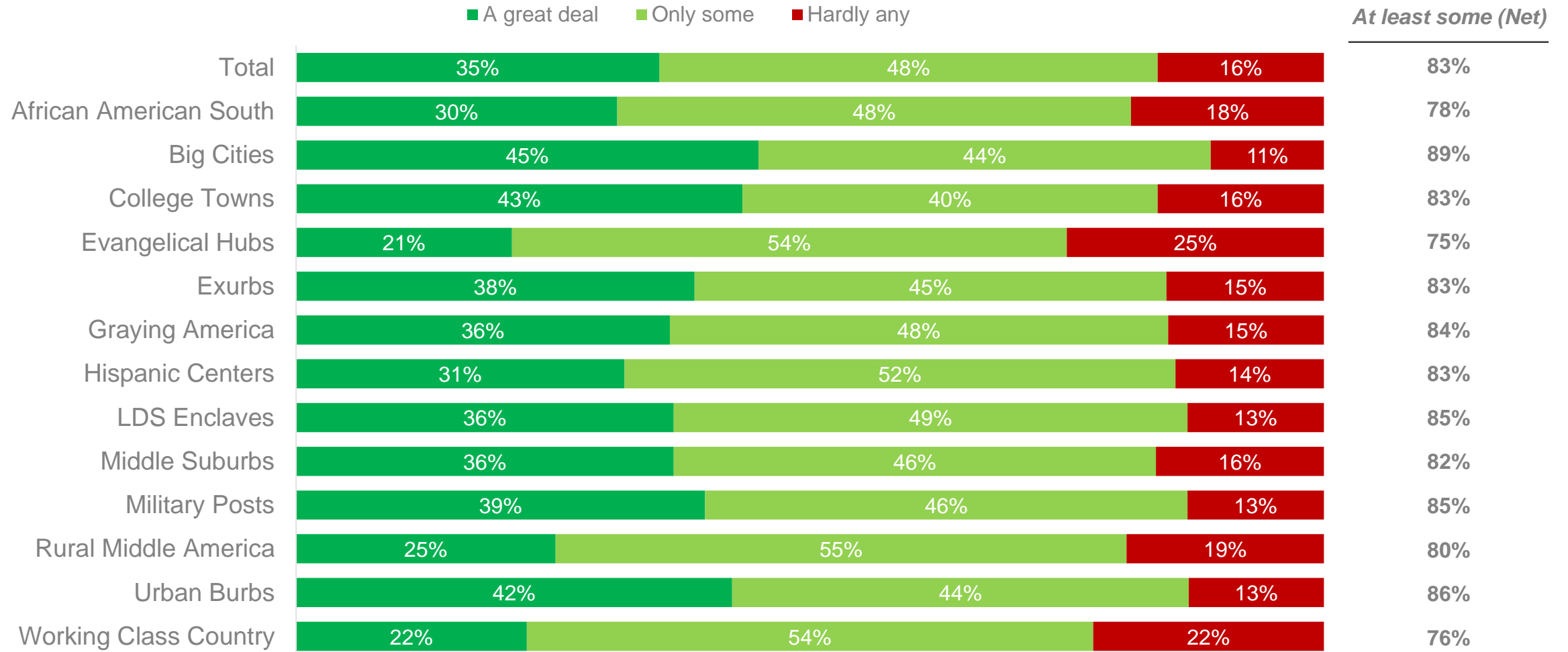
# Confidence in Institutions – U.S. Supreme Court



Q6: As far as the people running the following institutions are concerned, would you say you have a great deal of confidence, only some confidence, or hardly any confidence in them? – U.S. Supreme Court  
 Base: All Respondents (n=4,493)

\*NOTE: This question was not asked to those in Aging Farmlands and Native American Lands

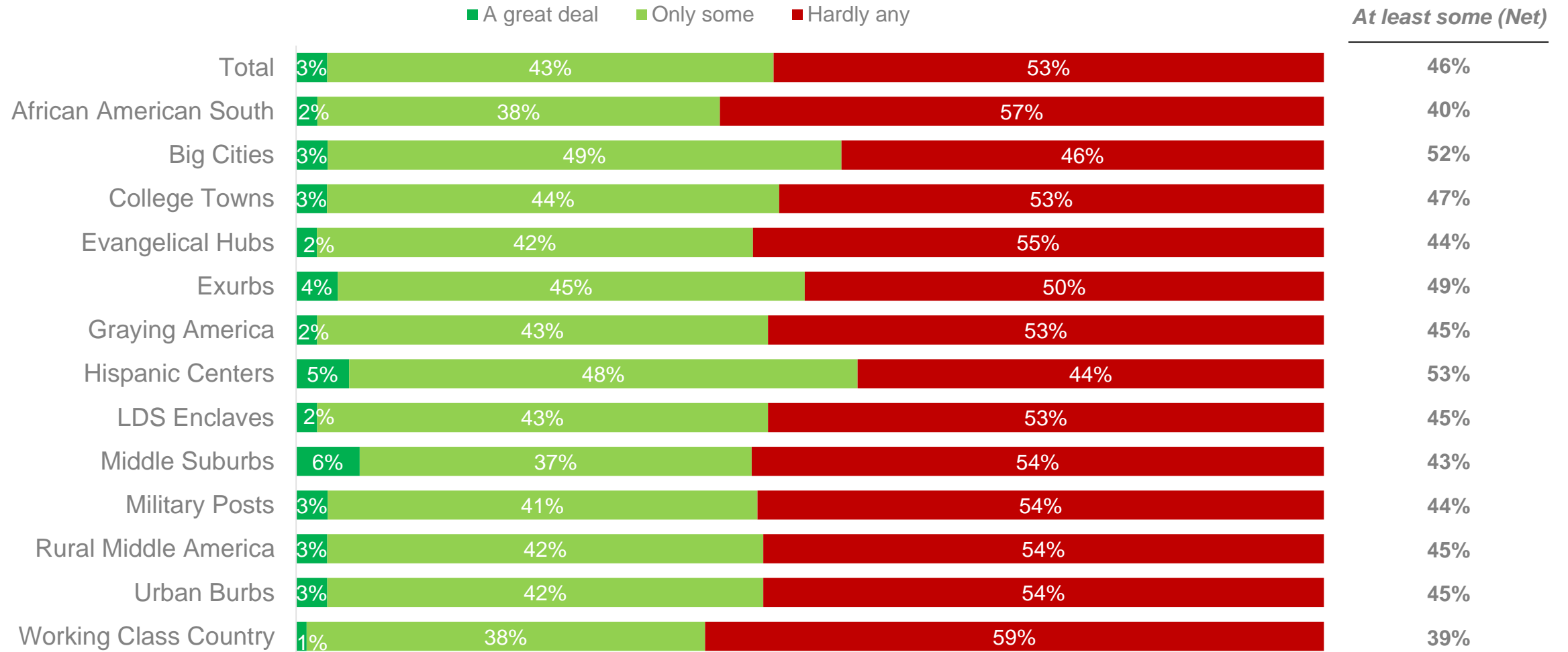
# Confidence in Institutions – Scientific community



Q6: As far as the people running the following institutions are concerned, would you say you have a great deal of confidence, only some confidence, or hardly any confidence in them? – Scientific community  
 Base: All Respondents (n=4,493)

\*NOTE: This question was not asked to those in Aging Farmlands and Native American Lands

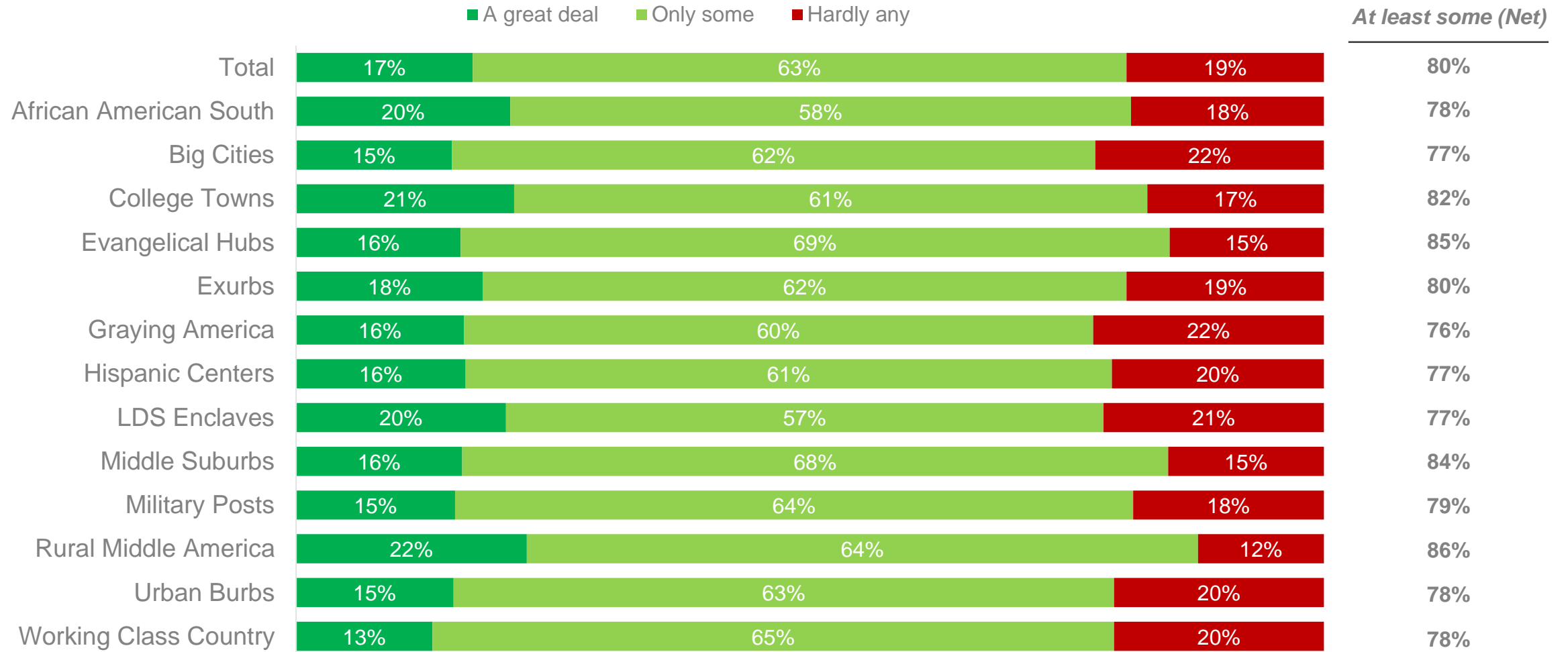
# Confidence in Institutions – Congress



Q6: As far as the people running the following institutions are concerned, would you say you have a great deal of confidence, only some confidence, or hardly any confidence in them? – Congress  
 Base: All Respondents (n=4,493)

\*NOTE: This question was not asked to those in Aging Farmlands and Native American Lands

# Confidence in Institutions – Banks and financial institutions

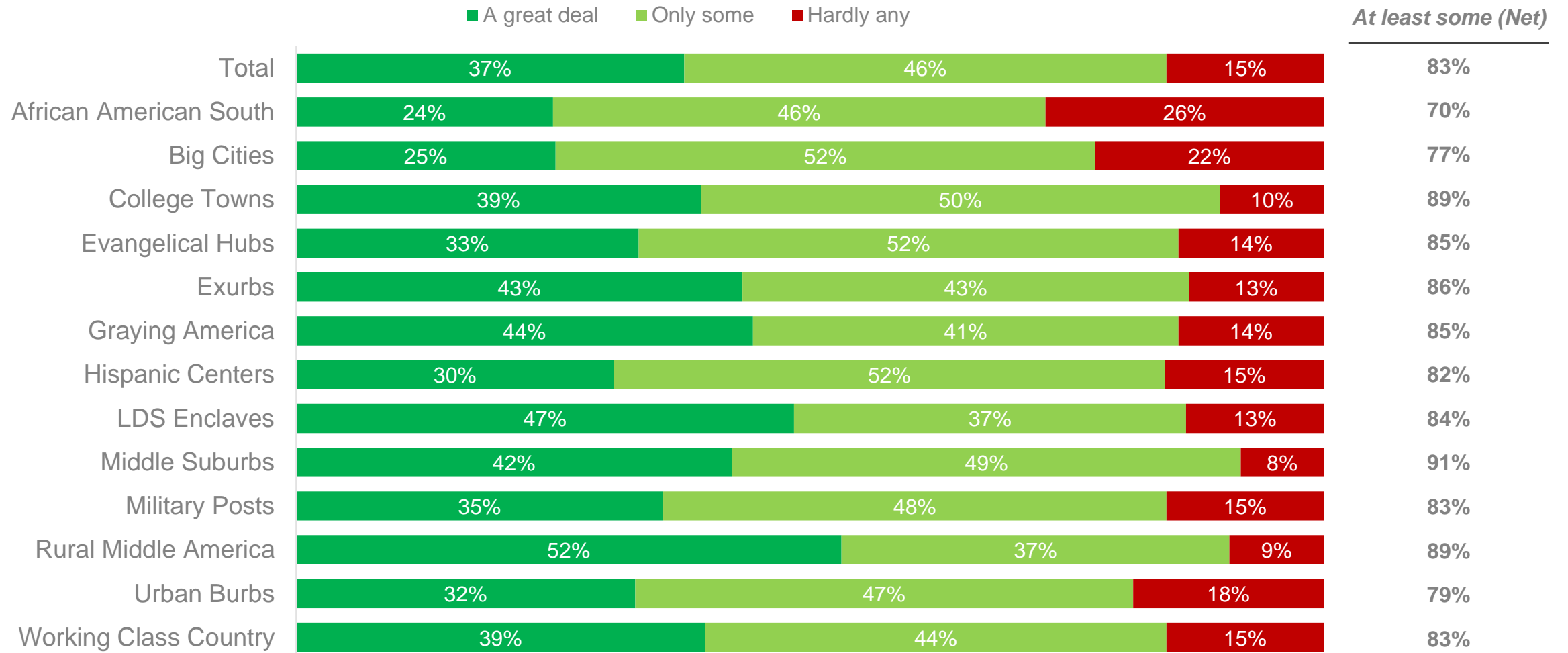


Q6: As far as the people running the following institutions are concerned, would you say you have a great deal of confidence, only some confidence, or hardly any confidence in them? – Banks and financial institutions  
 Base: All Respondents (n=4,493)

\*NOTE: This question was not asked to those in Aging Farmlands and Native American Lands



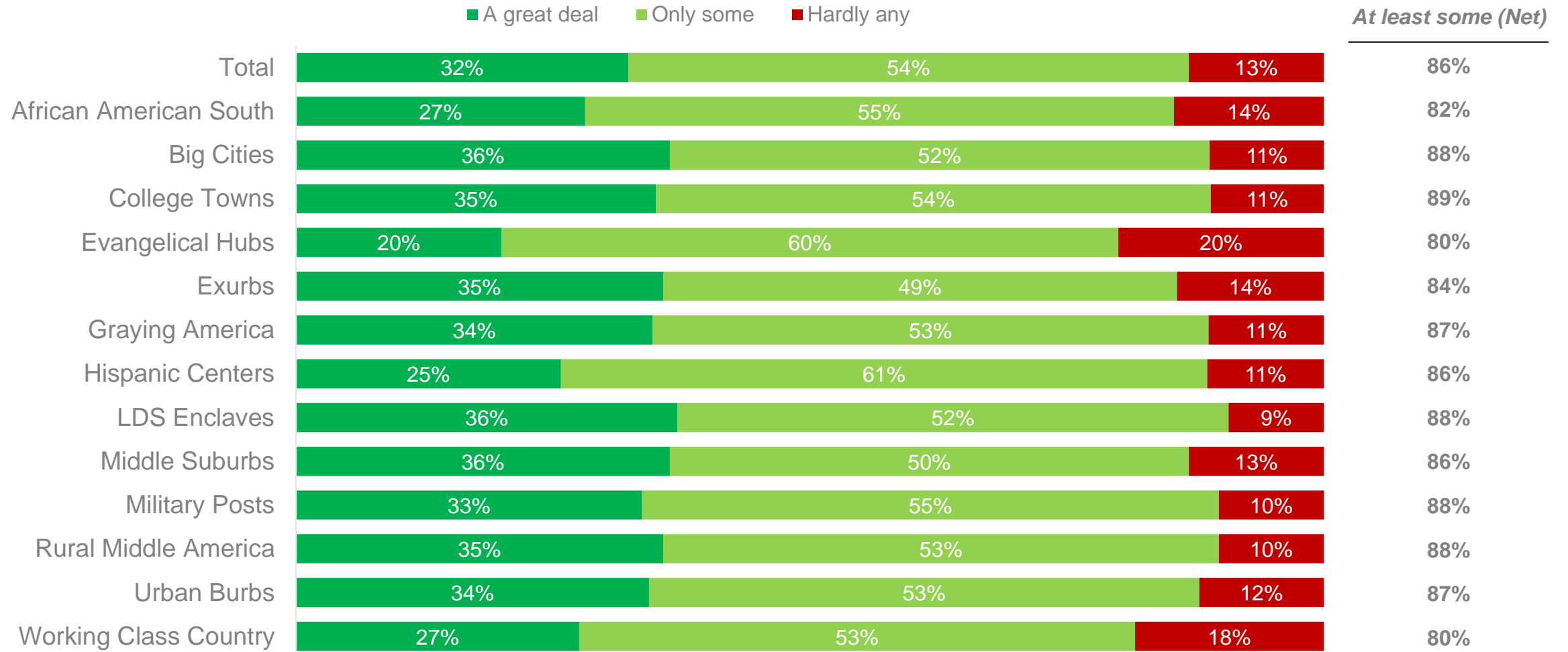
# Confidence in Institutions – Local law enforcement



Q6: As far as the people running the following institutions are concerned, would you say you have a great deal of confidence, only some confidence, or hardly any confidence in them? – Local law enforcement  
 Base: All Respondents (n=4,493)

\*NOTE: This question was not asked to those in Aging Farmlands and Native American Lands

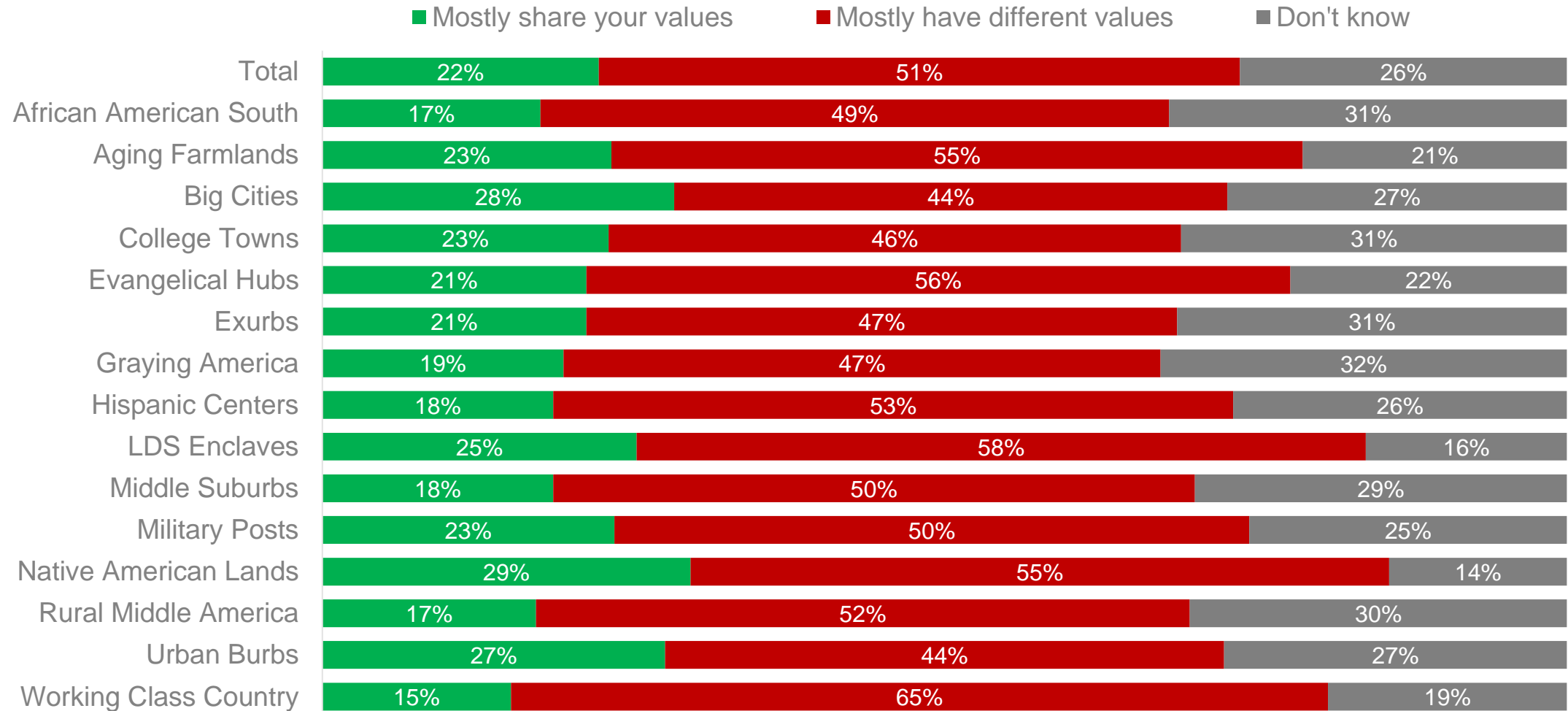
# Confidence in Institutions – Healthcare providers



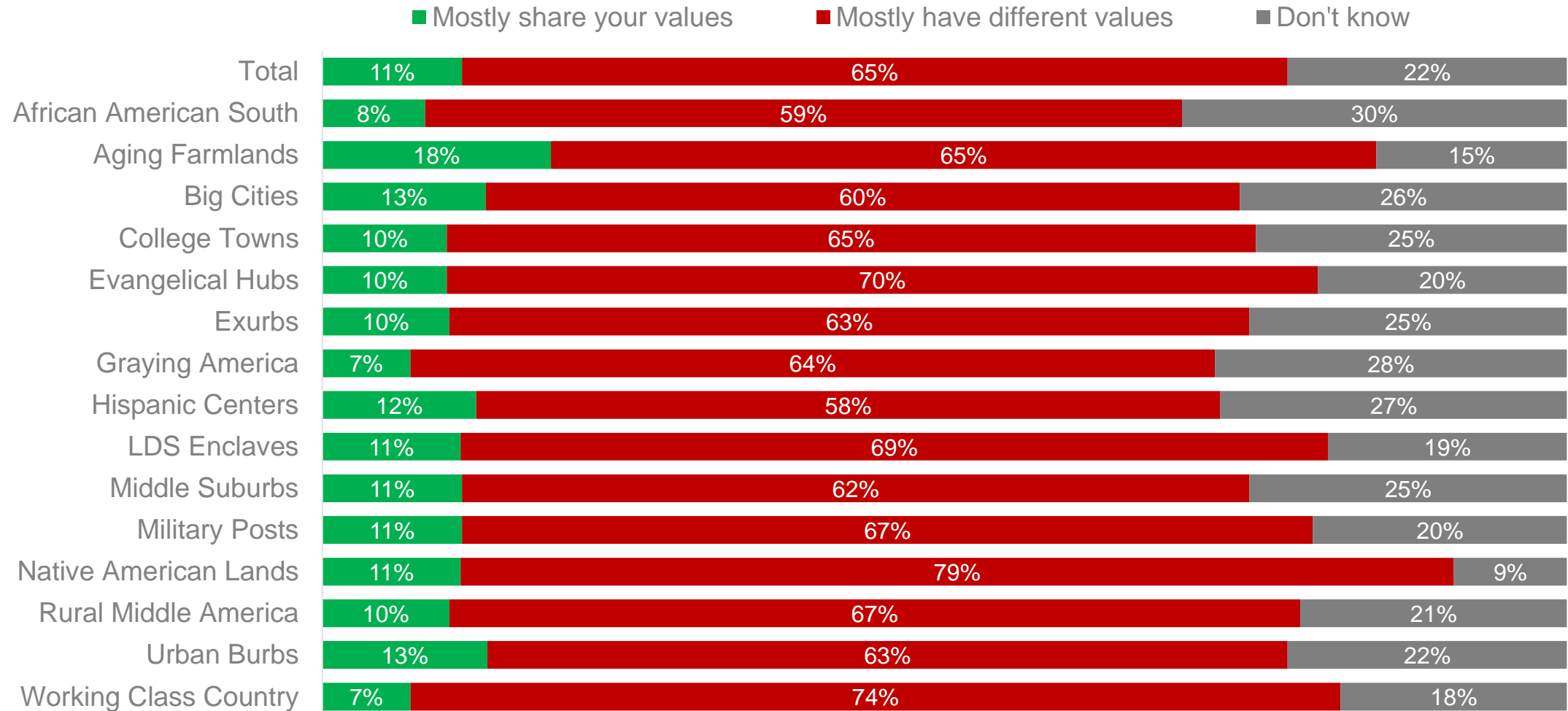
Q6: As far as the people running the following institutions are concerned, would you say you have a great deal of confidence, only some confidence, or hardly any confidence in them? – Healthcare providers  
 Base: All Respondents (n=4,493)

\*NOTE: This question was not asked to those in Aging Farmlands and Native American Lands

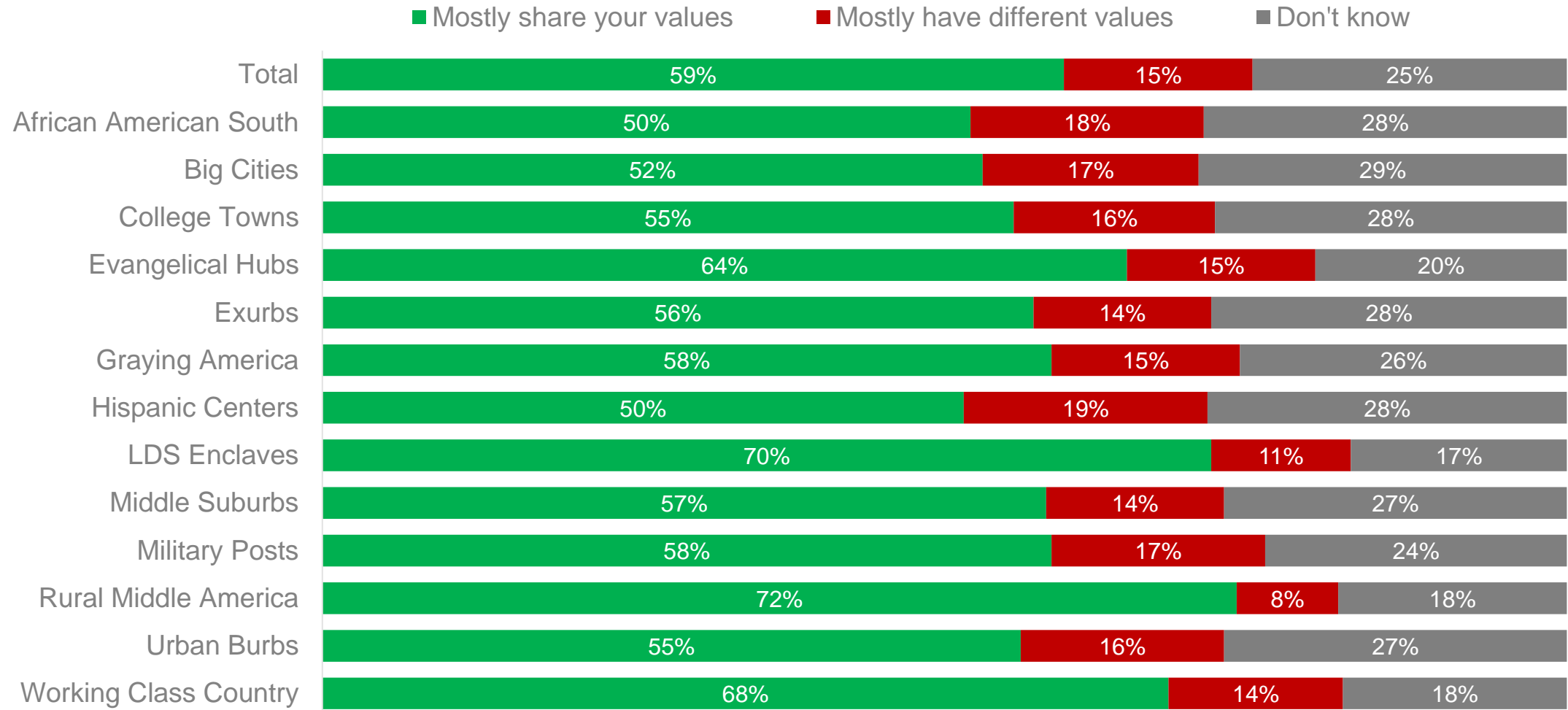
# Shared values – Entertainment and Music



# Shared values – Big Business



# Shared values – Small or local business

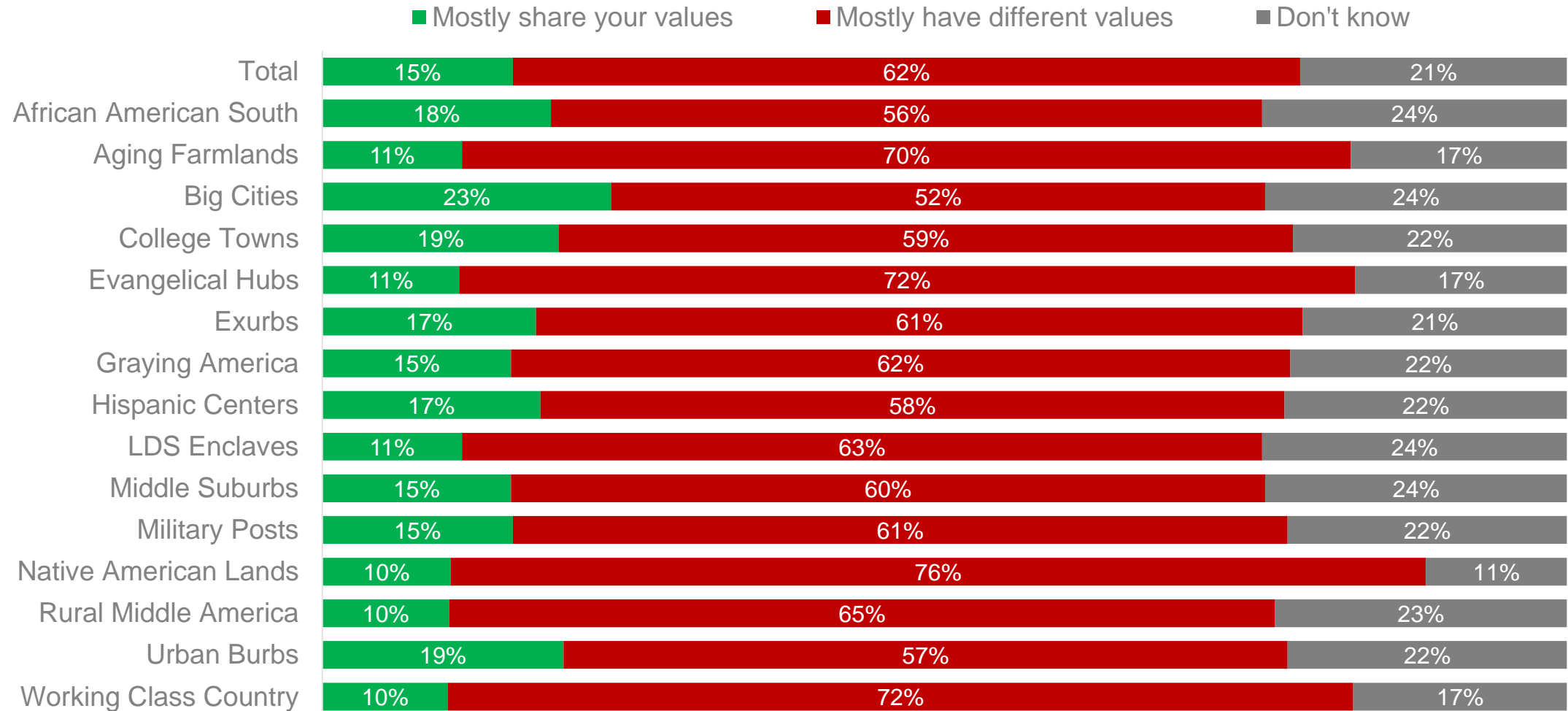


Q7: Do you think that the people who lead the following institutions or groups mostly share your values and views, or do they mostly have different values and views from you? – Small or local business

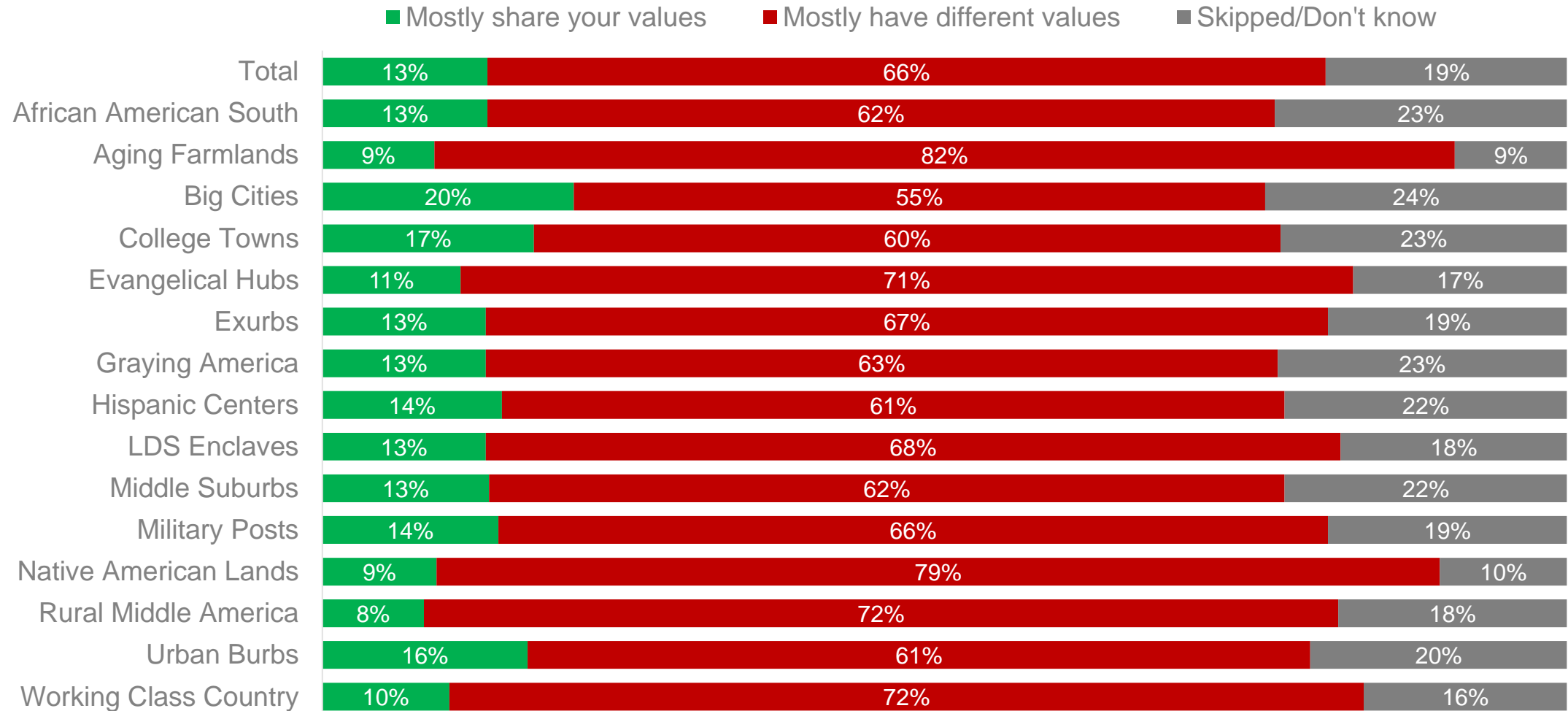
Base: All Respondents (n=4,493)

\*NOTE: This option was not asked to those in Aging Farmlands and Native American Lands

# Shared values – The news media



# Shared values – The federal government



# White Grievance (% agree)

	Total	African American South	Aging Farmlands	Big Cities	College Towns	Evangelical Hubs	Exurbs	Graying America	Hispanic Centers	LDS Enclaves	Middle Suburbs	Military Posts	Native American Lands	Rural Middle America	Urban Burbs	Working Class Country
Racism is built into the American economy, government, and educational system	48%	58%	38%	58%	55%	43%	40%	43%	48%	42%	48%	52%	48%	41%	54%	46%
People who talk about their conservative beliefs are often disrespected	47%	39%	63%	32%	44%	56%	45%	40%	40%	57%	45%	42%	60%	54%	41%	54%



# Nativism (% agree)

	Total	African American South	Aging Farmlands	Big Cities	College Towns	Evangelical Hubs	Exurbs	Graying America	Hispanic Centers	LDS Enclaves	Middle Suburbs	Military Posts	Native American Lands	Rural Middle America	Urban Burbs	Working Class Country
When jobs are scarce, employers should prioritize hiring people of this country over immigrants	51%	47%	60%	40%	45%	65%	51%	56%	39%	46%	56%	54%	60%	54%	46%	60%
America would be better off if we let in more immigrants*	19%	19%	N/A	26%	27%	10%	17%	20%	17%	25%	15%	18%	N/A	12%	23%	8%

Q8: Do you agree or disagree with the following statements?

Base: All Respondents (n=5,093)

\* = Denotes an option that was not asked to those in Aging Farmlands and Native American Lands

# Broken System (% agree)

	Total	African American South	Aging Farmlands	Big Cities	College Towns	Evangelical Hubs	Exurbs	Graying America	Hispanic Centers	LDS Enclaves	Middle Suburbs	Military Posts	Native American Lands	Rural Middle America	Urban Burbs	Working Class Country
The mainstream media is more interested in making money than telling the truth*	75%	69%	N/A	72%	78%	82%	74%	71%	72%	84%	76%	76%	N/A	81%	69%	82%
The American economy is rigged to advantage the rich and powerful	69%	64%	67%	73%	73%	69%	70%	73%	62%	67%	69%	72%	65%	69%	69%	72%
Traditional parties and politicians don't care about people like me*	68%	67%	N/A	61%	66%	76%	66%	70%	63%	74%	65%	69%	N/A	70%	66%	76%

Q8: Do you agree or disagree with the following statements?

Base: All Respondents (n=5,093)

\* = Denotes an option that was not asked to those in Aging Farmlands and Native American Lands

# Fear of Change/Alienation (% agree)

	Total	African American South	Aging Farmlands	Big Cities	College Towns	Evangelical Hubs	Exurbs	Graying America	Hispanic Centers	LDS Enclaves	Middle Suburbs	Military Posts	Native American Lands	Rural Middle America	Urban Burbs	Working Class Country
The United States is in decline*	70%	68%	N/A	62%	67%	83%	69%	73%	61%	70%	73%	72%	N/A	80%	63%	76%
Americans have a lot more in common with each other than is generally believed	70%	60%	77%	63%	69%	70%	67%	70%	60%	81%	68%	71%	75%	70%	72%	71%
These days I feel like a stranger in my own country*	46%	48%	N/A	37%	45%	60%	45%	48%	35%	47%	48%	44%	N/A	51%	39%	53%
It is increasingly hard for someone like me to get ahead in America	44%	46%	39%	40%	44%	54%	42%	46%	37%	48%	46%	45%	46%	47%	38%	48%

Q8: Do you agree or disagree with the following statements?

Base: All Respondents (n=5,093)

\* = Denotes an option that was not asked to those in Aging Farmlands and Native American Lands

# Populism (% agree)

	Total	African American South	Aging Farmlands	Big Cities	College Towns	Evangelical Hubs	Exurbs	Graying America	Hispanic Centers	LDS Enclaves	Middle Suburbs	Military Posts	Native American Lands	Rural Middle America	Urban Burbs	Working Class Country
Experts in this country don't understand the lives of people like me	59%	59%	63%	49%	58%	71%	52%	55%	56%	62%	63%	56%	66%	64%	51%	69%
I don't see people like myself in popular entertainment and media*	47%	42%	N/A	38%	49%	61%	45%	48%	42%	58%	43%	47%	N/A	50%	38%	52%

Q8: Do you agree or disagree with the following statements?

Base: All Respondents (n=5,093)

\* = Denotes an option that was not asked to those in Aging Farmlands and Native American Lands

# Cultural Ideology (% agree)

	Total	African American South	Aging Farmlands	Big Cities	College Towns	Evangelical Hubs	Exurbs	Graying America	Hispanic Centers	LDS Enclaves	Middle Suburbs	Military Posts	Native American Lands	Rural Middle America	Urban Burbs	Working Class Country
Obtaining an abortion should be a decision made by a woman in consultation with her doctor, without government's involvement	66%	67%	69%	73%	67%	55%	67%	70%	64%	53%	70%	69%	68%	64%	72%	57%
Faith and religion are important parts of American life	58%	63%	77%	47%	51%	70%	51%	52%	55%	63%	53%	52%	73%	59%	47%	65%
People should be free to express their gender identity however is best for them	50%	46%	51%	61%	56%	32%	48%	54%	45%	47%	53%	48%	60%	41%	60%	37%
The right to own a firearm is central to what it means to be an American	49%	40%	73%	30%	43%	71%	44%	50%	38%	52%	50%	43%	68%	56%	34%	63%
Traditional structures for families, with a wage-earning father and home-making mother, best equips children to succeed	44%	44%	53%	33%	36%	54%	42%	46%	42%	55%	40%	40%	59%	47%	36%	49%

Q8: Do you agree or disagree with the following statements?

Base: All Respondents (n=5,093)

\* = Denotes an option that was not asked to those in Aging Farmlands and Native American Lands

# Economic Ideology (% agree)

	Total	African American South	Aging Farmlands	Big Cities	College Towns	Evangelical Hubs	Exurbs	Graying America	Hispanic Centers	LDS Enclaves	Middle Suburbs	Military Posts	Native American Lands	Rural Middle America	Urban Burbs	Working Class Country
Government should take a more active role in policing private-sector misbehavior*	35%	34%	N/A	45%	36%	35%	28%	33%	42%	32%	36%	33%	N/A	27%	45%	28%
The U.S. government should cut social programs in order to lower taxes	29%	27%	31%	24%	27%	38%	30%	25%	30%	37%	30%	26%	24%	34%	28%	36%

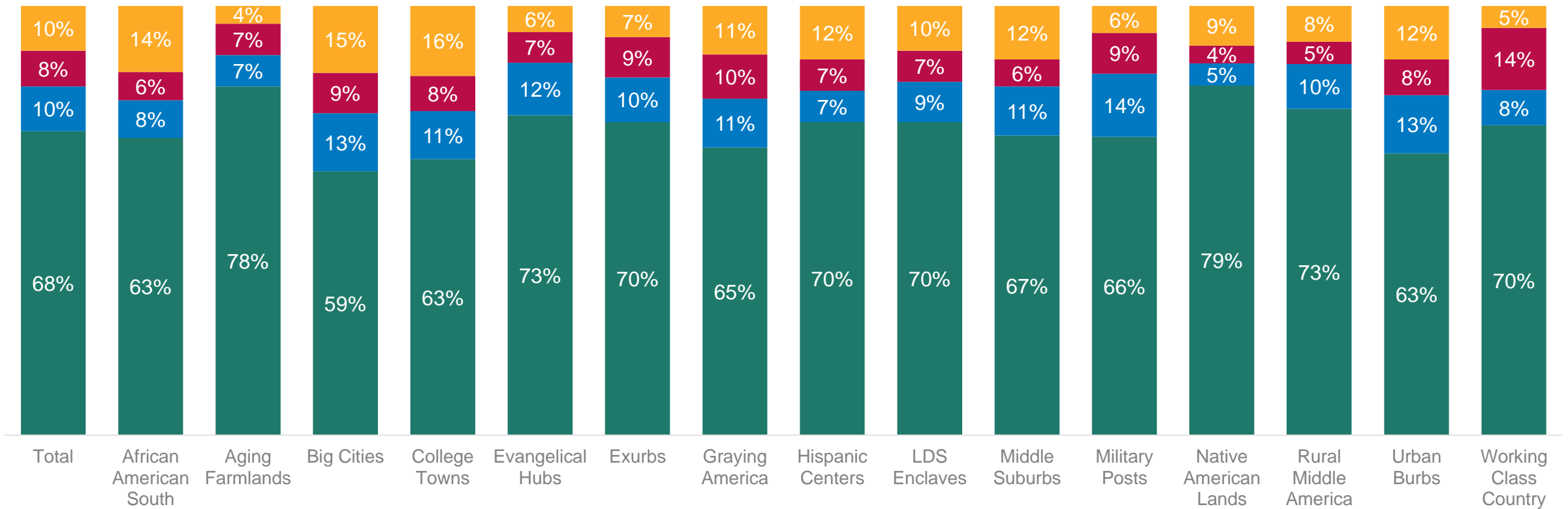
Q8: Do you agree or disagree with the following statements?

Base: All Respondents (n=5,093)

\* = Denotes an option that was not asked to those in Aging Farmlands and Native American Lands

# Contributors to success – Most important (Rank 1) Summary

■ Hard work and grit
 ■ Lucky breaks or circumstances
 ■ Help from others
 ■ Support from society and institutions



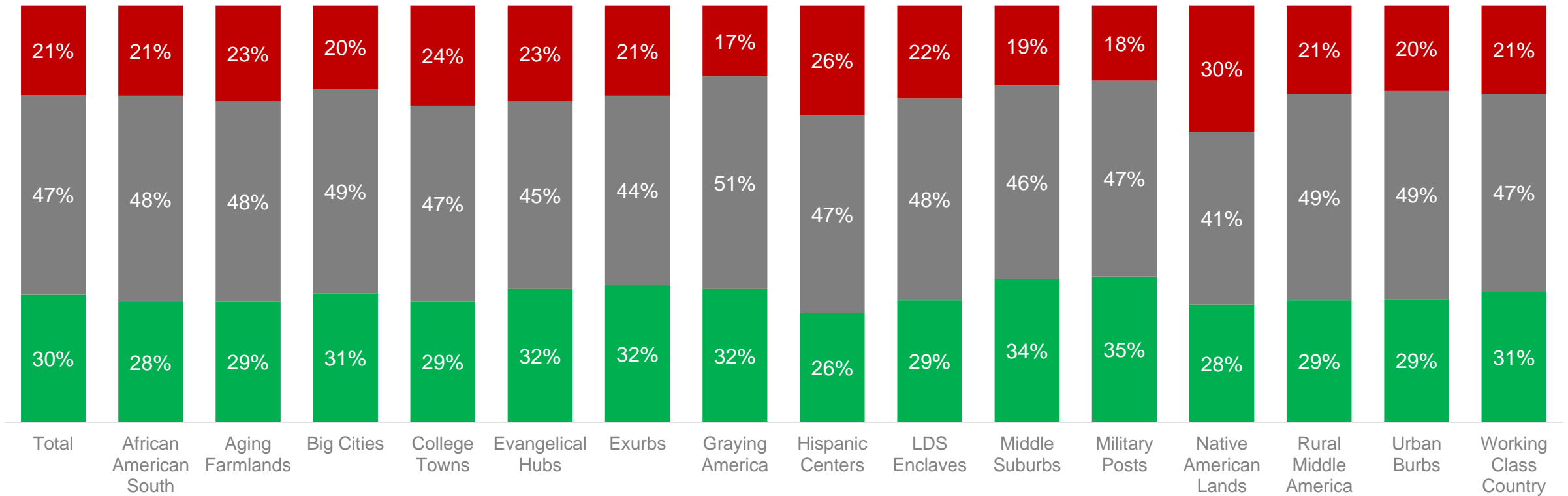
Q9: Please consider the following views about what leads to success in America and rank order them, with 1 being the most important contributor to success and 4 being the least important contributor.  
Base: All Respondents (n=5,093)

# Economics



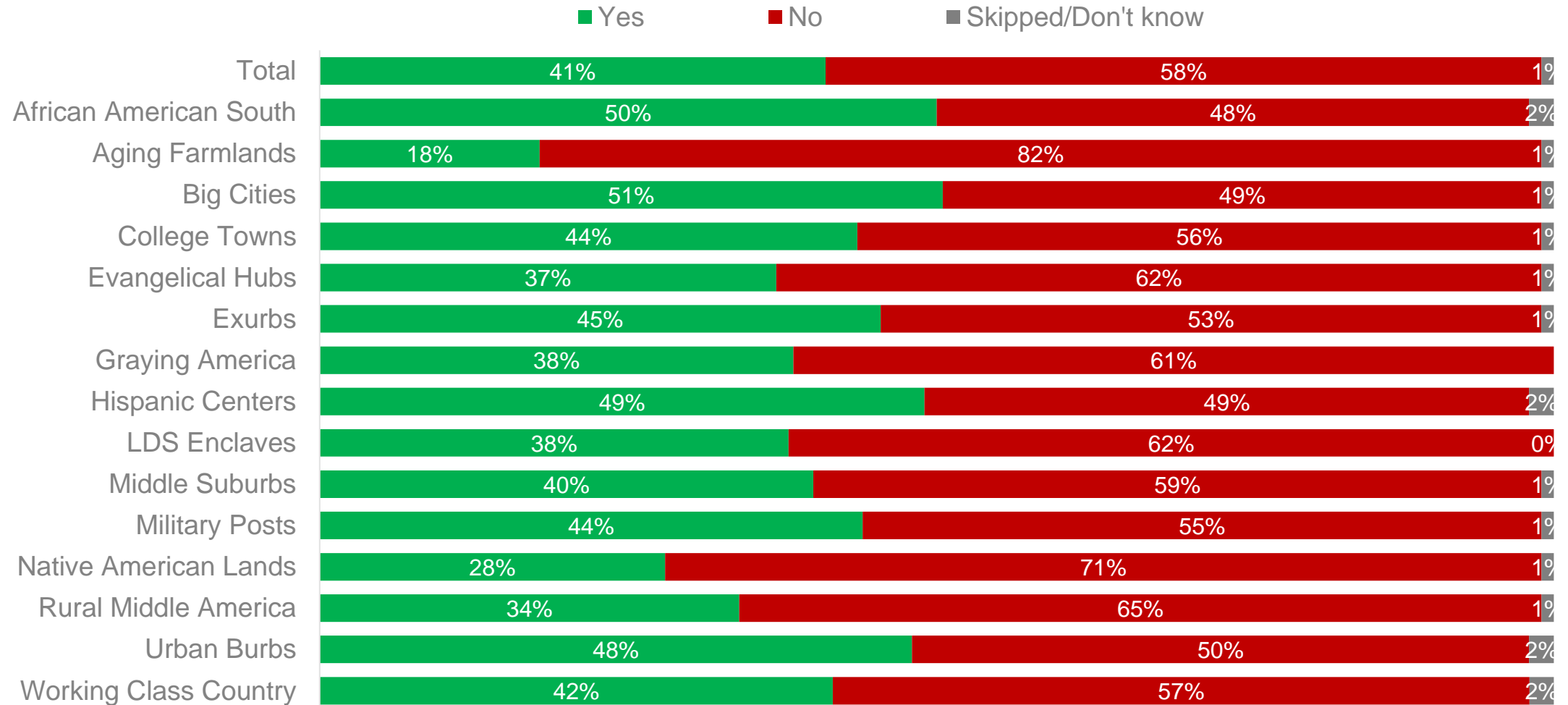
# Family Income Compared to Community

■ Above Average    ■ Average    ■ Below Average



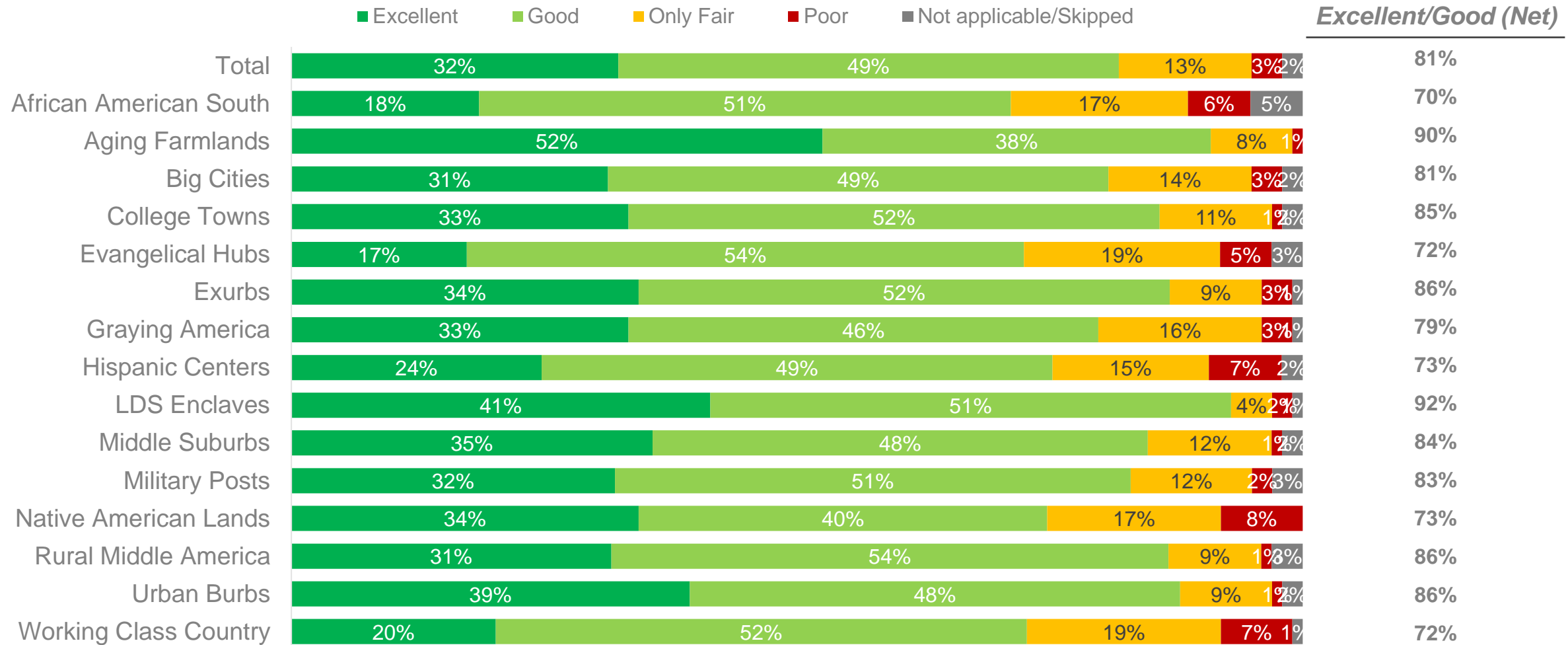
Q10: Compared with other families in your community, would you say your family income is above or below average, or about average?  
 Base: All Respondents (n=5,093)

# Move to different neighborhood/community



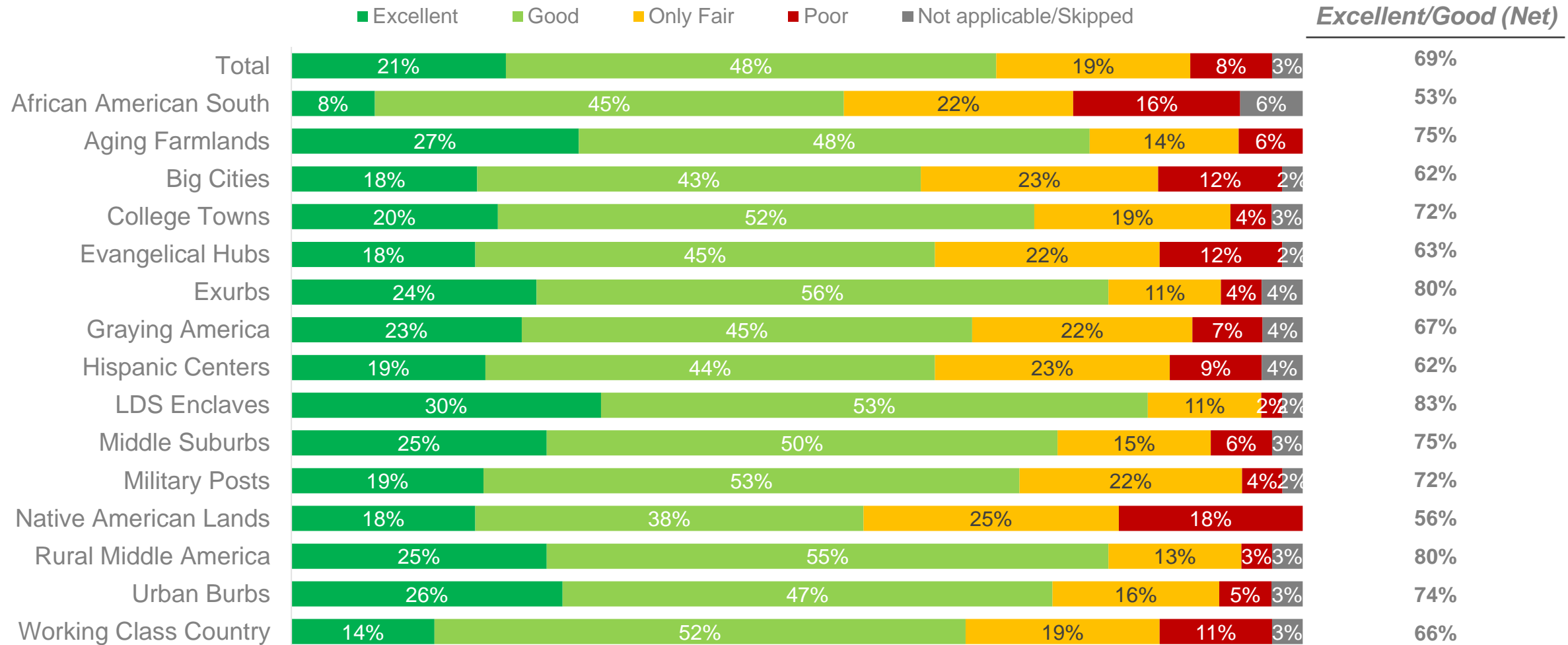
Q11: If your finances and circumstances allowed, would you want to move to a different neighborhood or a different community?  
 Base: All Respondents (n=5,093)

# Rating Neighborhood Services – Emergency Services

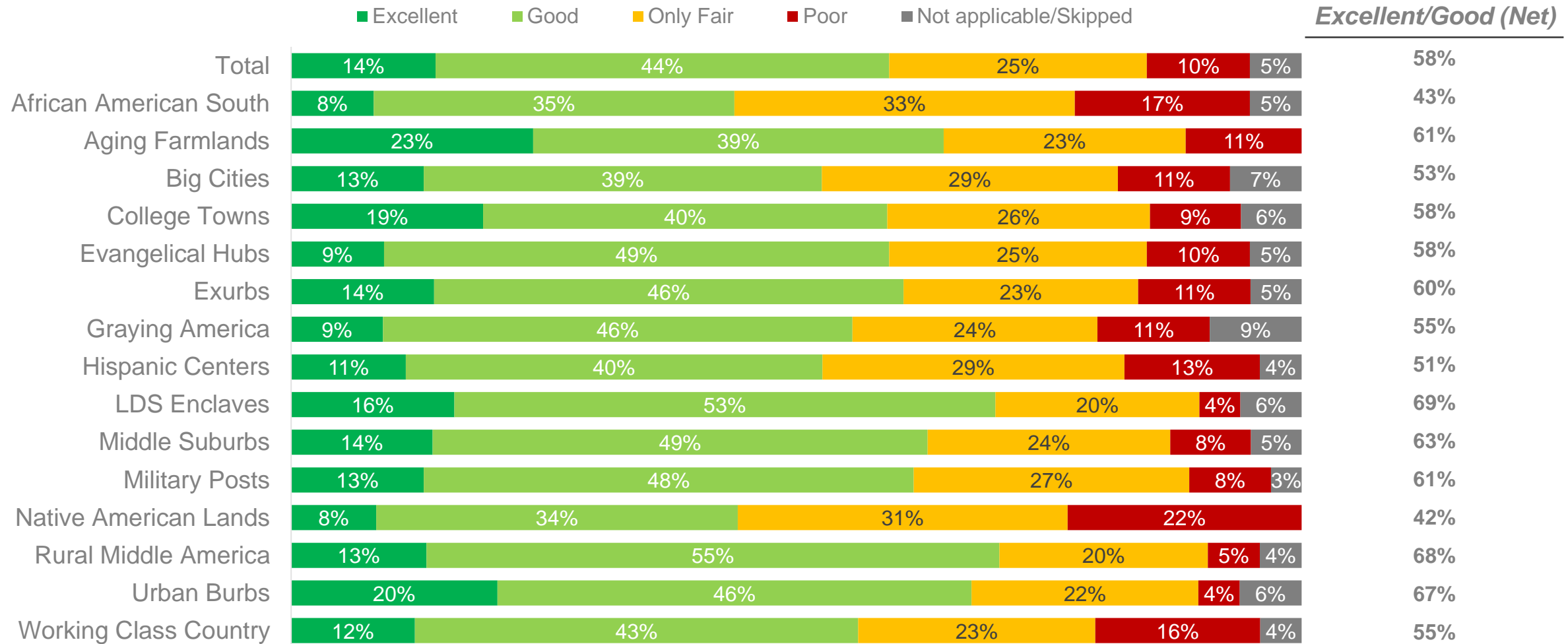


Q12: Now thinking about your neighborhood, how would you rate the following services in your neighborhood? – Emergency services like ambulances and the fire department  
 Base: All Respondents (n=5,093)

# Rating Neighborhood Services – The police department

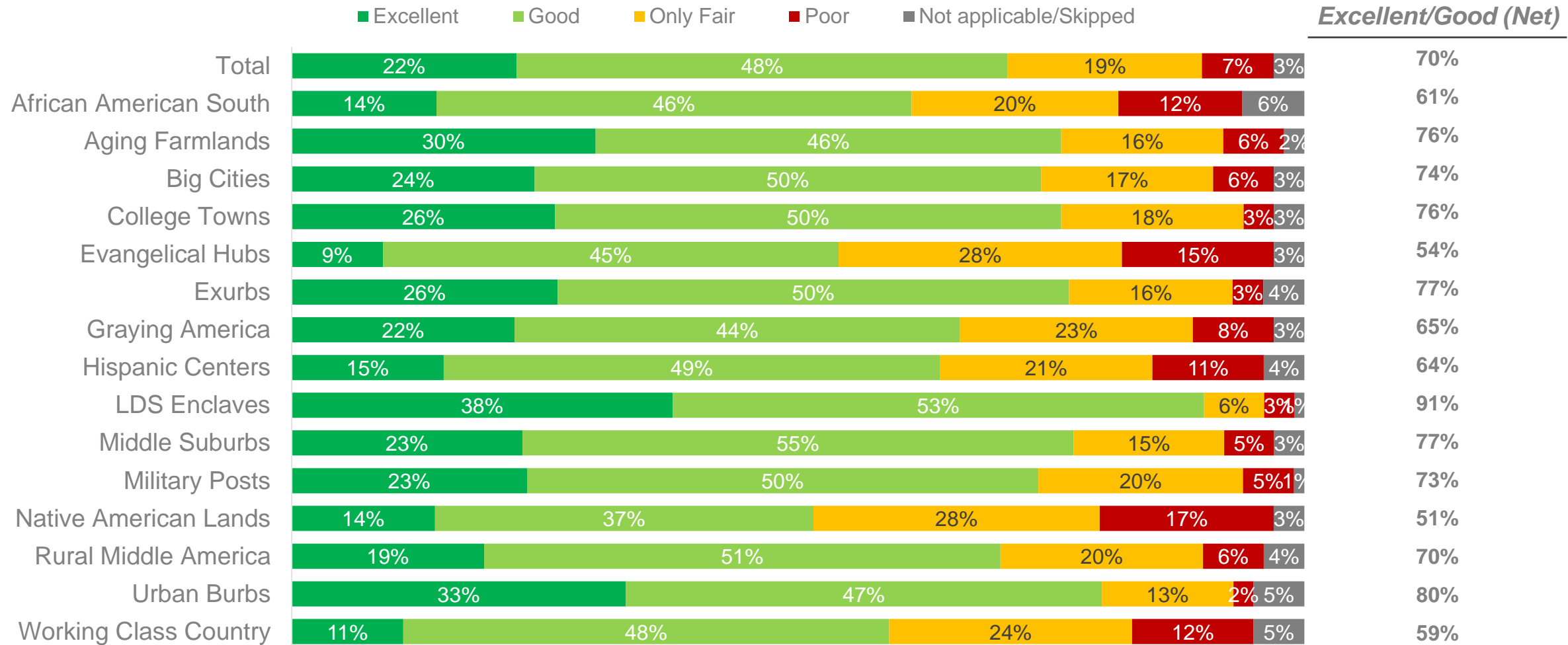


# Rating Neighborhood Services – The public school system



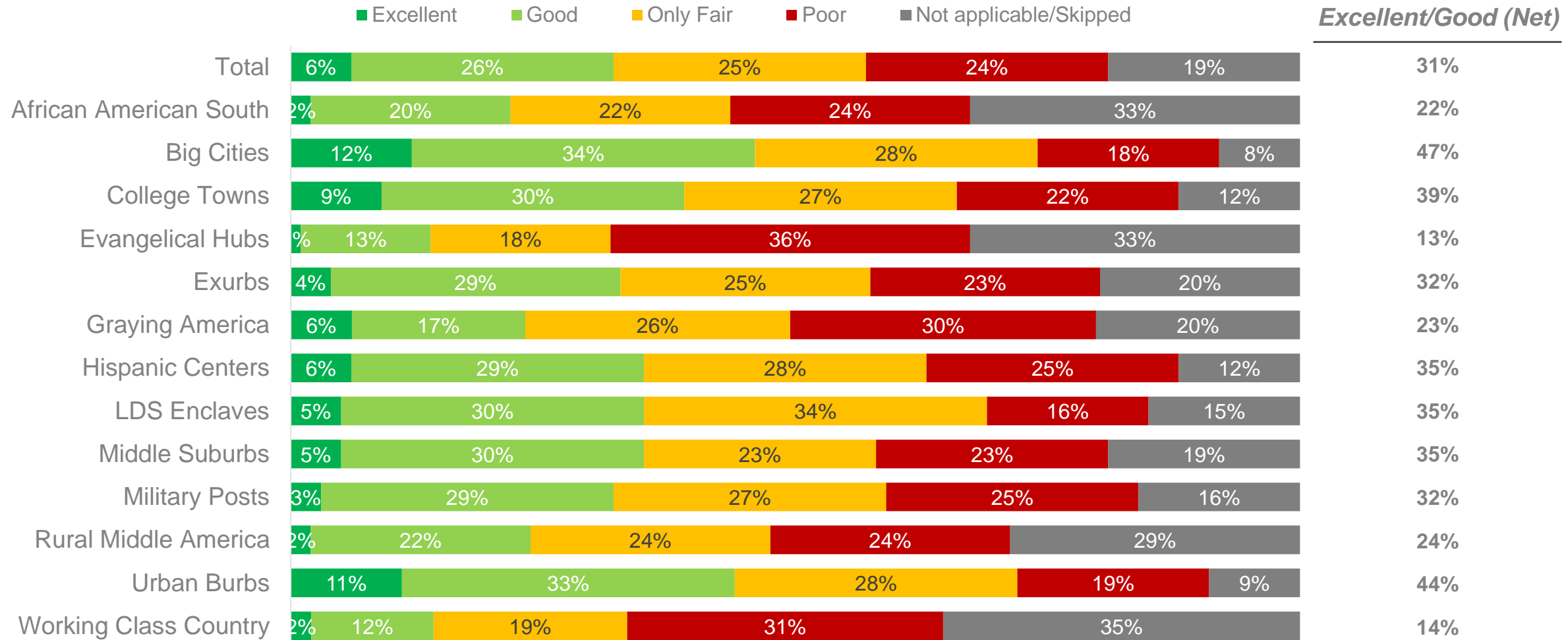
Q12: Now thinking about your neighborhood, how would you rate the following services in your neighborhood? – The public school system  
 Base: All Respondents (n=5,093)

# Rating Neighborhood Services – Public or emergency health services



Q12: Now thinking about your neighborhood, how would you rate the following services in your neighborhood? – Public or emergency health services (ERs, hospitals, vaccine clinics, etc.)  
 Base: All Respondents (n=5,093)

# Rating Neighborhood Services – Public transportation

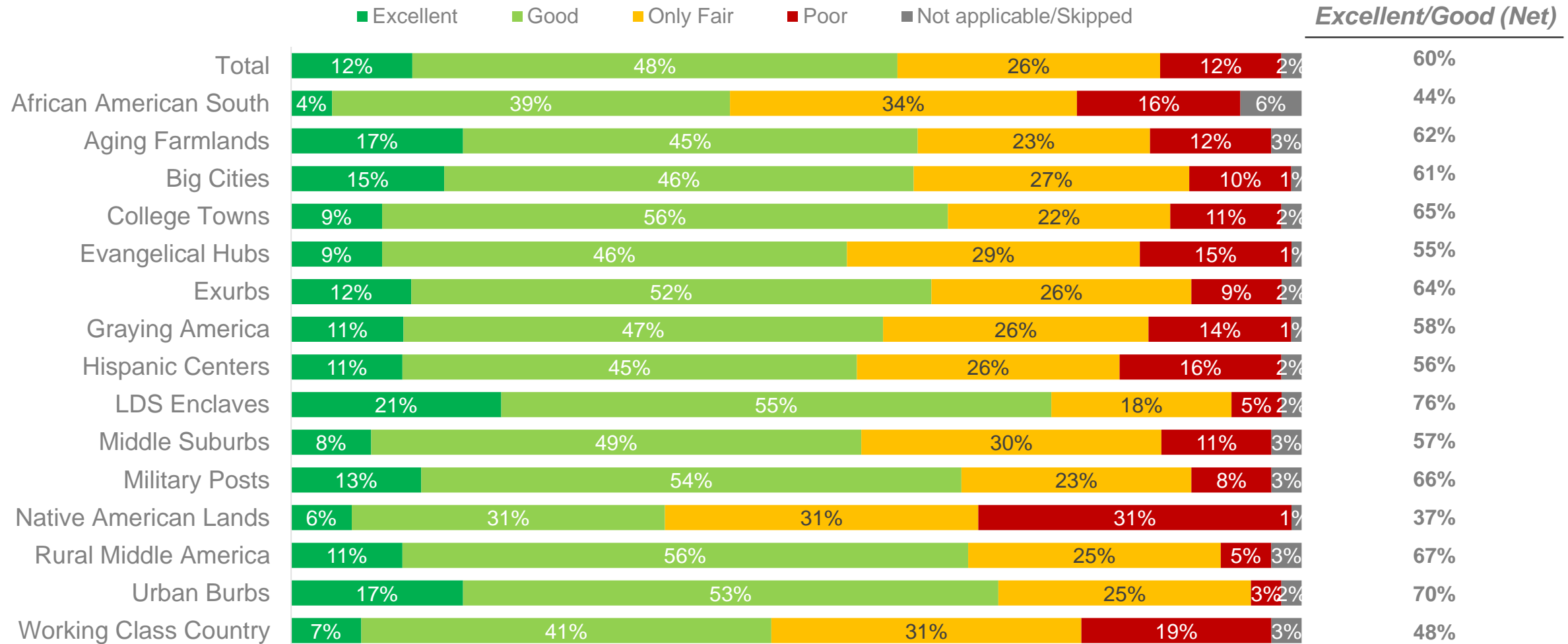


Q12: Now thinking about your neighborhood, how would you rate the following services in your neighborhood? – Public transportation

Base: All Respondents (n=4,493)

\*NOTE: This option was not asked to those in Aging Farmlands and Native American Lands

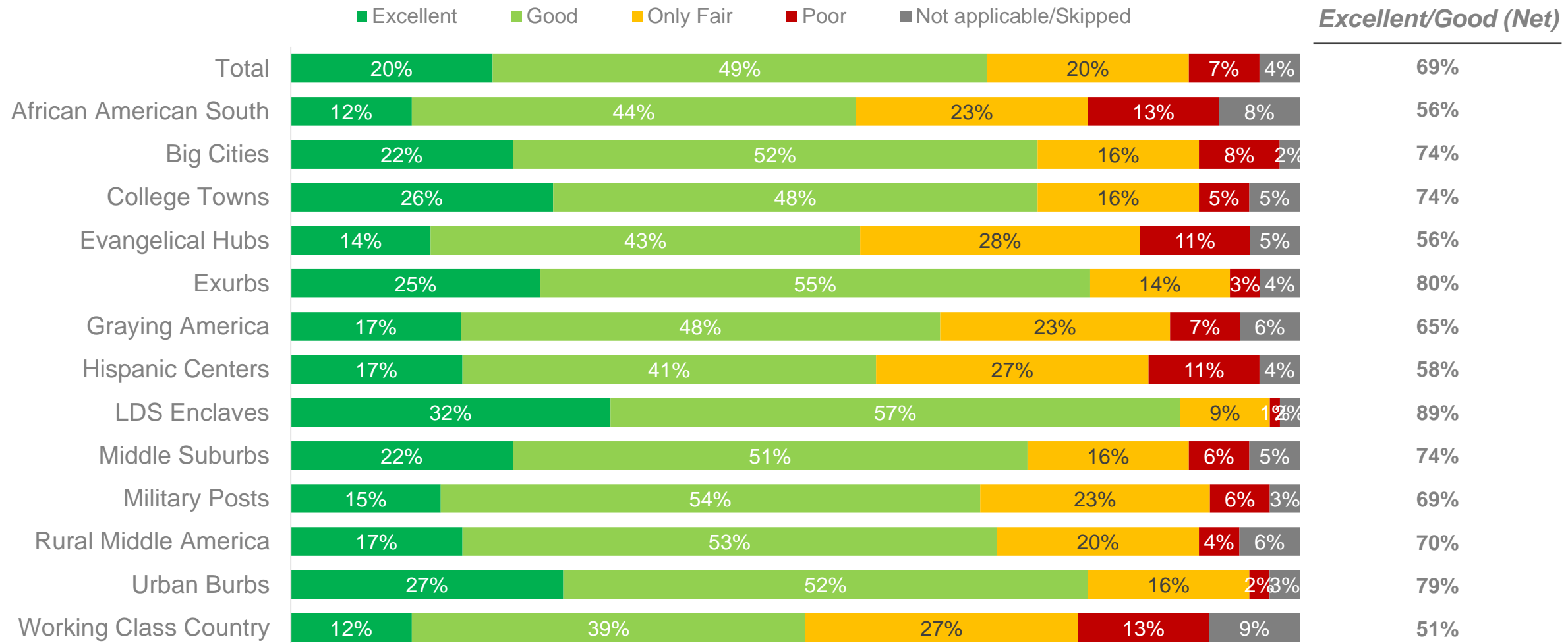
# Rating Neighborhood Services – Infrastructure



Q12: Now thinking about your neighborhood, how would you rate the following services in your neighborhood? – Infrastructure like roads, bridges, water, sewer, or electrical systems  
 Base: All Respondents (n=5,093)



# Rating Neighborhood Services – Public spaces, parks, or public buildings



Q12: Now thinking about your neighborhood, how would you rate the following services in your neighborhood? – Public spaces, parks, or public buildings

Base: All Respondents (n=4,493)

\*NOTE: This option was not asked to those in Aging Farmlands and Native American Lands

# Concerns with services – Emergency services

	Total	African American South	Big Cities	College Towns	Evangelical Hubs	Exurbs	Graying America	Hispanic Centers	LDS Enclaves	Middle Suburbs	Military Posts	Rural Middle America	Urban Burbs	Working Class Country
Underfunding or under-investment	21%	25%	18%	21%	34%	17%	21%	20%	16%	23%	19%	20%	13%	34%
Too much demand or strain (not available when you need it, staff/worker shortages, etc.)	18%	18%	24%	19%	19%	16%	18%	18%	15%	22%	16%	16%	14%	19%
Inexperience or insufficient training	7%	7%	5%	6%	10%	5%	11%	4%	4%	10%	6%	6%	5%	10%
Racial bias or discrimination	4%	6%	5%	3%	3%	2%	3%	4%	2%	5%	4%	3%	5%	1%
Gender bias or discrimination	2%	2%	4%	2%	2%	2%	1%	1%	2%	4%	3%	2%	2%	2%
None of these	60%	55%	56%	61%	49%	68%	58%	57%	70%	56%	64%	62%	66%	51%

# Concerns with services – The police department

	Total	African American South	Big Cities	College Towns	Evangelical Hubs	Exurbs	Graying America	Hispanic Centers	LDS Enclaves	Middle Suburbs	Military Posts	Rural Middle America	Urban Burbs	Working Class Country
Underfunding or under-investment	21%	23%	21%	16%	29%	21%	20%	18%	18%	21%	19%	18%	13%	33%
Too much demand or strain (not available when you need it, staff/worker shortages, etc.)	21%	25%	32%	23%	19%	16%	21%	23%	13%	23%	22%	15%	18%	17%
Inexperience or insufficient training	18%	20%	23%	15%	25%	14%	18%	14%	14%	16%	21%	12%	15%	24%
Racial bias or discrimination	18%	20%	31%	22%	13%	13%	14%	11%	19%	14%	20%	9%	23%	14%
Gender bias or discrimination	8%	6%	12%	10%	9%	8%	6%	5%	11%	8%	8%	4%	10%	6%
None of these	45%	39%	31%	44%	40%	54%	48%	43%	54%	51%	43%	56%	49%	39%

# Concerns with services – The public school system

	Total	African American South	Big Cities	College Towns	Evangelical Hubs	Exurbs	Graying America	Hispanic Centers	LDS Enclaves	Middle Suburbs	Military Posts	Rural Middle America	Urban Burbs	Working Class Country
Underfunding or under-investment	37%	42%	41%	38%	37%	32%	37%	30%	46%	38%	38%	29%	31%	41%
Too much demand or strain (not available when you need it, staff/worker shortages, etc.)	27%	27%	31%	28%	27%	22%	26%	22%	38%	25%	31%	23%	21%	25%
Inexperience or insufficient training	18%	24%	19%	14%	25%	18%	17%	16%	17%	18%	15%	10%	16%	18%
Racial bias or discrimination	10%	16%	14%	11%	9%	10%	9%	6%	12%	10%	11%	6%	11%	8%
Gender bias or discrimination	7%	8%	7%	7%	9%	9%	6%	3%	9%	7%	8%	5%	5%	3%
None of these	39%	33%	34%	36%	36%	44%	41%	40%	34%	40%	38%	47%	48%	36%

# Concerns with services – Public health or emergency services

	Total	African American South	Big Cities	College Towns	Evangelical Hubs	Exurbs	Graying America	Hispanic Centers	LDS Enclaves	Middle Suburbs	Military Posts	Rural Middle America	Urban Burbs	Working Class Country
Underfunding or under-investment	20%	26%	22%	19%	28%	13%	21%	18%	13%	20%	17%	15%	16%	29%
Too much demand or strain (not available when you need it, staff/worker shortages, etc.)	28%	29%	32%	32%	27%	27%	31%	27%	21%	30%	32%	24%	23%	30%
Inexperience or insufficient training	11%	10%	9%	10%	18%	9%	16%	11%	9%	16%	8%	10%	5%	17%
Racial bias or discrimination	5%	5%	10%	5%	5%	5%	3%	3%	4%	7%	5%	5%	4%	3%
Gender bias or discrimination	3%	4%	4%	4%	4%	3%	2%	2%	3%	5%	2%	2%	4%	2%
None of these	51%	49%	48%	50%	47%	56%	47%	48%	63%	52%	51%	56%	57%	44%

# Concerns with services – Public transportation

	Total	African American South	Big Cities	College Towns	Evangelical Hubs	Exurbs	Graying America	Hispanic Centers	LDS Enclaves	Middle Suburbs	Military Posts	Rural Middle America	Urban Burbs	Working Class Country
Underfunding or under-investment	20%	25%	22%	23%	24%	13%	20%	16%	19%	18%	20%	16%	22%	17%
Too much demand or strain (heavy traffic, not enough trains/buses, too many users, etc.)	9%	7%	18%	6%	7%	5%	7%	8%	8%	7%	9%	5%	17%	7%
Not enough access or inconvenient	40%	37%	34%	42%	39%	41%	46%	33%	48%	39%	40%	39%	39%	43%
Poorly maintained or in poor condition	8%	8%	16%	7%	5%	8%	3%	10%	10%	8%	7%	3%	9%	8%
Environmental hazards or danger to public health	2%	2%	5%	2%	2%	2%	-	1%	1%	1%	3%	0	4%	2%
None of these	43%	43%	39%	44%	41%	45%	41%	45%	38%	47%	43%	48%	40%	42%

# Concerns with services – Infrastructure

	Total	African American South	Big Cities	College Towns	Evangelical Hubs	Exurbs	Graying America	Hispanic Centers	LDS Enclaves	Middle Suburbs	Military Posts	Rural Middle America	Urban Burbs	Working Class Country
Underfunding or under-investment	26%	34%	25%	27%	34%	20%	28%	26%	18%	30%	22%	23%	27%	32%
Too much demand or strain (heavy traffic, not enough trains/buses, too many users, etc.)	18%	16%	24%	19%	13%	20%	22%	15%	26%	17%	22%	5%	20%	9%
Not enough access or inconvenient	7%	8%	9%	5%	8%	8%	7%	6%	5%	6%	8%	3%	8%	5%
Poorly maintained or in poor condition	34%	42%	35%	32%	41%	31%	30%	38%	24%	44%	31%	29%	26%	44%
Environmental hazards or danger to public health	6%	8%	10%	5%	8%	5%	4%	3%	5%	7%	5%	3%	8%	5%
None of these	40%	31%	39%	42%	32%	41%	40%	39%	49%	35%	45%	47%	42%	39%

# Concerns with services – Public spaces, parks, or public buildings

	Total	African American South	Big Cities	College Towns	Evangelical Hubs	Exurbs	Graying America	Hispanic Centers	LDS Enclaves	Middle Suburbs	Military Posts	Rural Middle America	Urban Burbs	Working Class Country
Underfunding or under-investment	17%	23%	16%	16%	24%	13%	16%	16%	10%	21%	16%	11%	13%	23%
Too much demand or strain (heavy traffic, not enough trains/buses, too many users, etc.)	6%	4%	9%	8%	4%	5%	7%	8%	7%	6%	4%	3%	8%	3%
Not enough access or inconvenient	14%	15%	15%	12%	21%	10%	14%	15%	7%	15%	19%	11%	12%	15%
Poorly maintained or in poor condition	13%	21%	16%	11%	22%	9%	10%	24%	6%	18%	9%	6%	10%	14%
Environmental hazards or danger to public health	3%	2%	5%	2%	2%	3%	2%	1%	4%	3%	3%	0	3%	2%
None of these	60%	52%	55%	62%	47%	66%	64%	51%	74%	60%	57%	73%	64%	51%

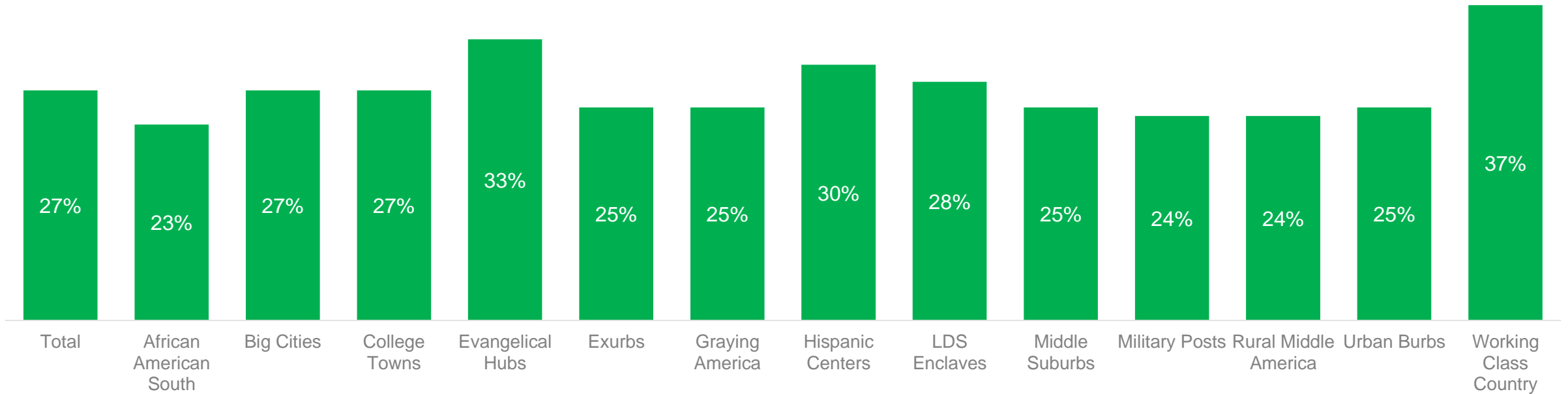


# Concerns with Public Services

	Total	Aging Farmlands	Native American Lands
Underfunding or under-investment	50%	40%	62%
Too much demand or strain (not available when you need it, staff/worker shortages, etc.)	47%	36%	56%
Poorly maintained or in poor condition	37%	26%	48%
Inexperience or insufficient training	33%	28%	47%
Racial bias or discrimination	23%	11%	29%
Gender bias or discrimination	14%	13%	27%

# Problems faced in the last year

## Serious financial problems caused by recent price increases (% yes)



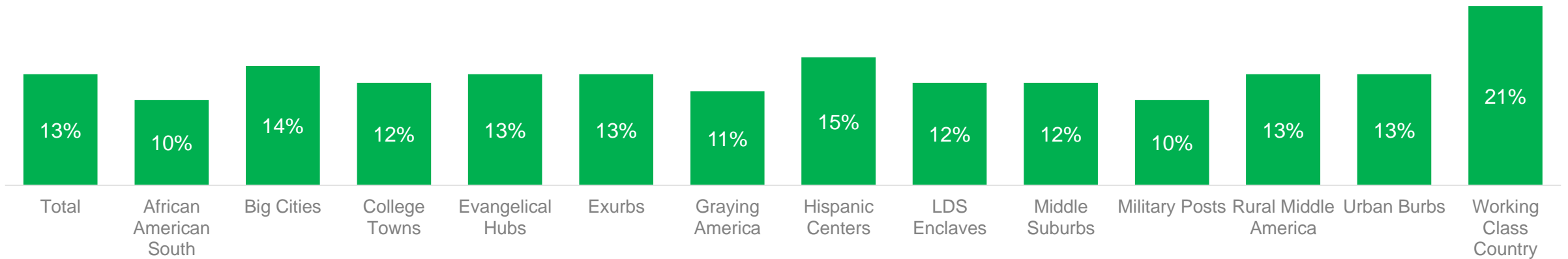
Q15: In the last year, have you experienced the following? – Serious financial problems caused by recent price increases

Base: All Respondents (n=4,493)

\*NOTE: This question was not asked to those in Aging Farmlands and Native American Lands

# Problems faced in the last year

## Serious problems paying your rent or mortgage (% yes)



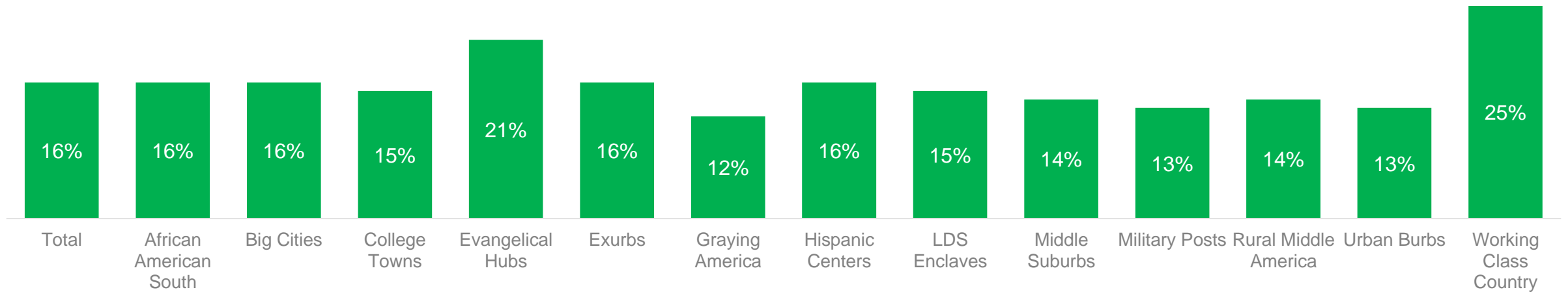
Q15: In the last year, have you experienced the following? – Serious problems paying your rent or mortgage

Base: All Respondents (n=4,493)

\*NOTE: This question was not asked to those in Aging Farmlands and Native American Lands

# Problems faced in the last year

## Serious problems affording medical care or prescription drugs (% yes)



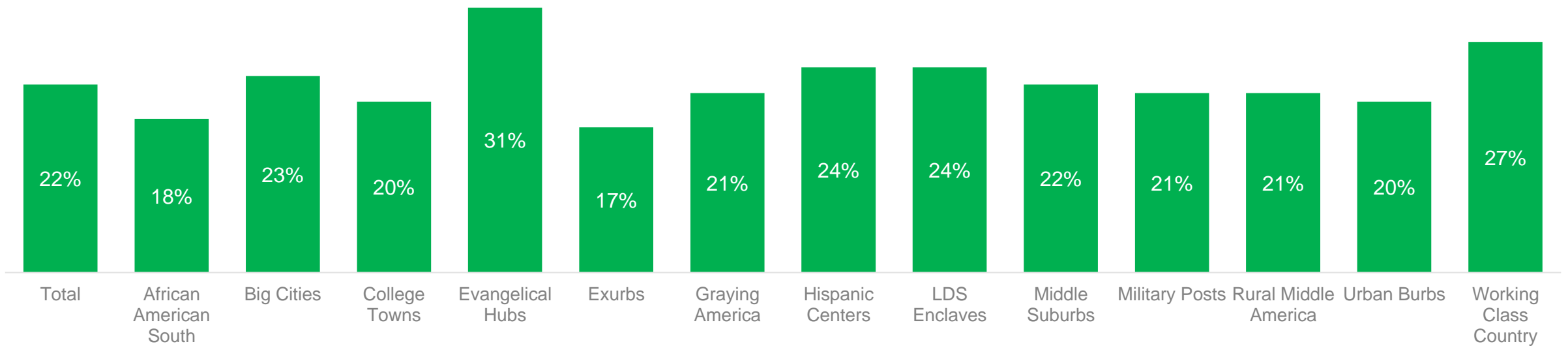
Q15: In the last year, have you experienced the following? – Serious problems affording medical care or prescription drugs

Base: All Respondents (n=4,493)

\*NOTE: This question was not asked to those in Aging Farmlands and Native American Lands

# Problems faced in the last year

## Serious problems affording food, gas, or other household needs (% yes)



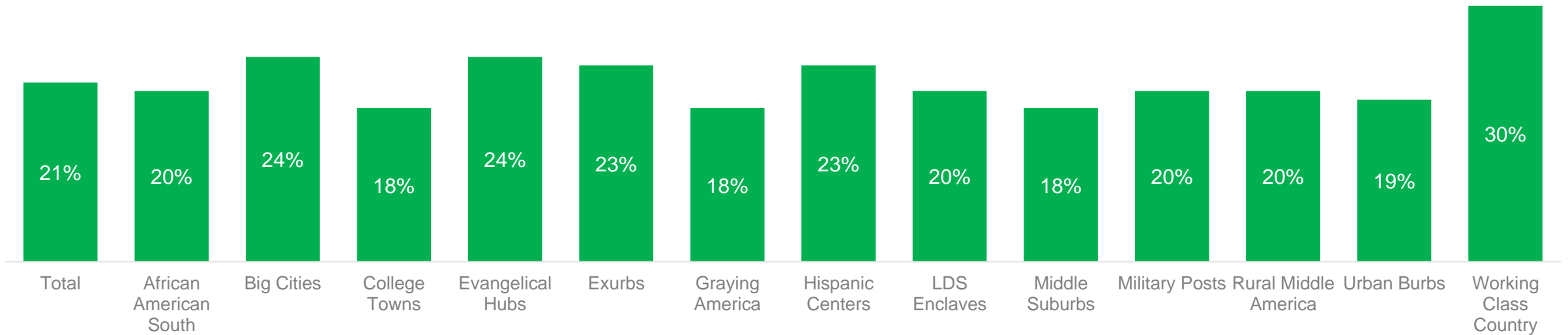
Q15: In the last year, have you experienced the following? – Serious problems affording food, gas, or other household needs

Base: All Respondents (n=4,493)

\*NOTE: This question was not asked to those in Aging Farmlands and Native American Lands

# Problems faced in the last year

Other serious financial problems like paying credit card bills or loans (% yes)

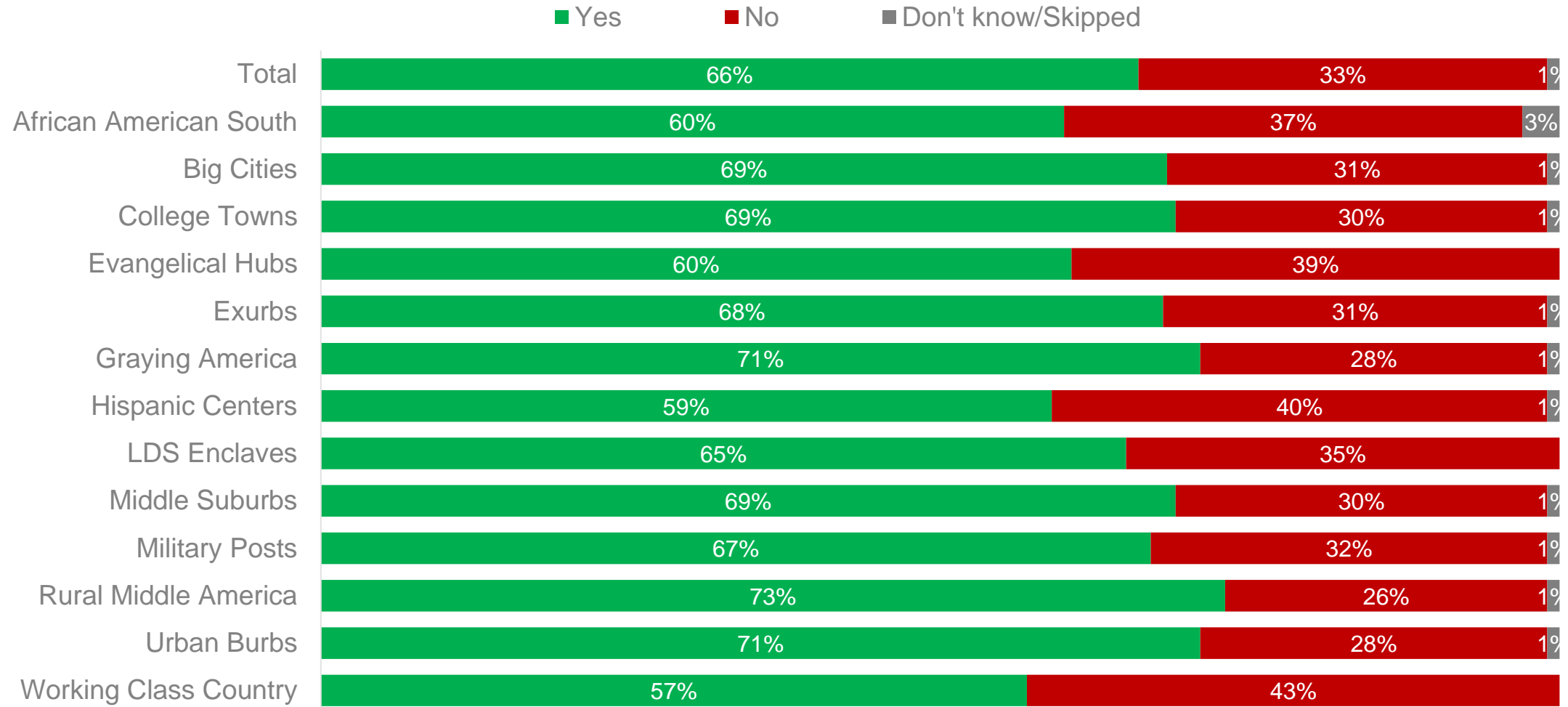


Q15: In the last year, have you experienced the following? – Other serious financial problems like paying credit card bills or loans

Base: All Respondents (n=4,493)

\*NOTE: This question was not asked to those in Aging Farmlands and Native American Lands

# Enough savings to cover one month in case of emergency



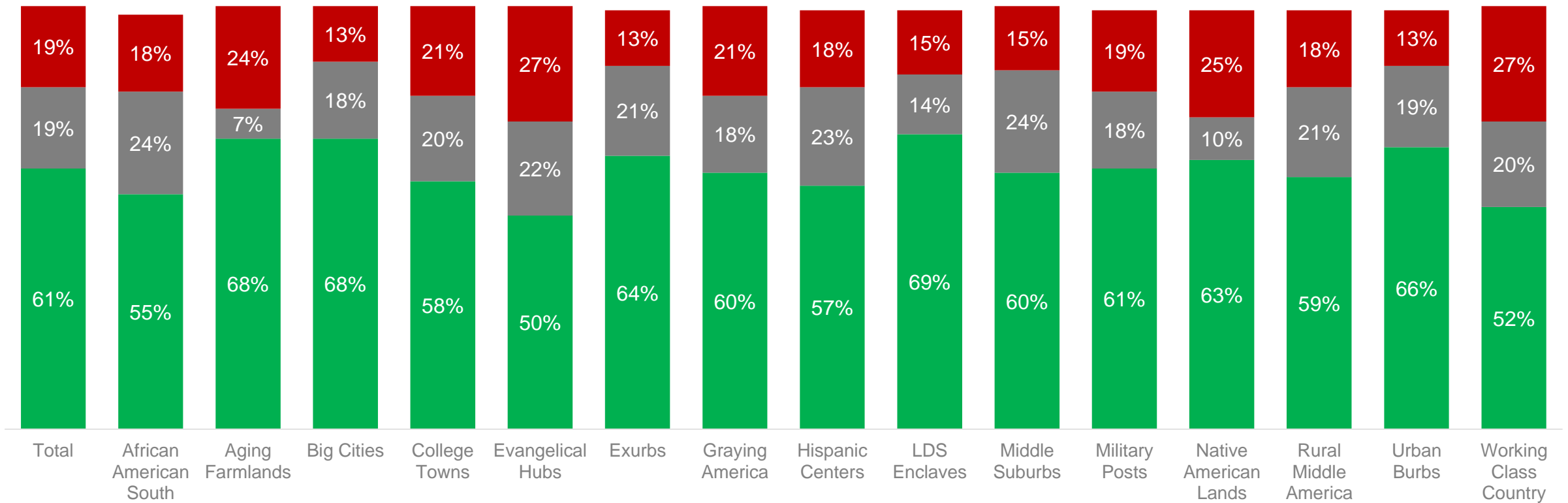
Q16: Currently, do you have enough savings to cover at least one month of your expenses in case of an emergency?

Base: All Respondents (n=4,493)

\*NOTE: This question was not asked to those in Aging Farmlands and Native American Lands

# I can get what I need in my neighborhood

■ Agree
 ■ Neither agree nor disagree
 ■ Disagree

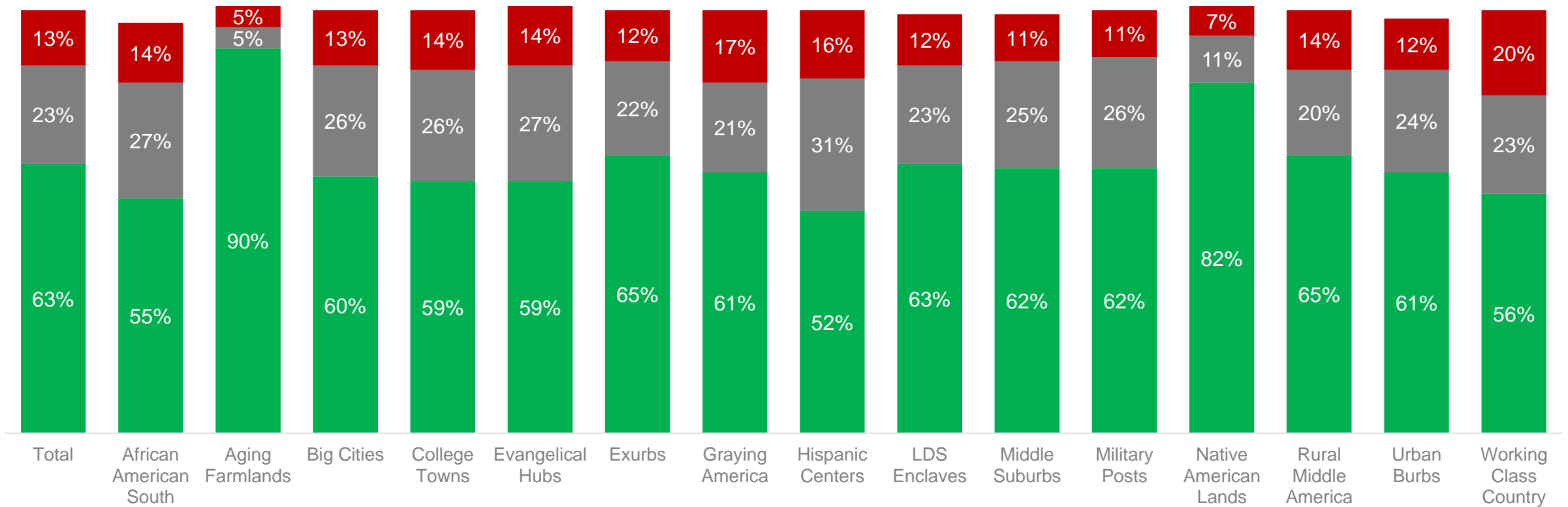


Q17: To what extent do you agree or disagree with the following statements? – I can get what I need in my neighborhood  
 Base: All Respondents (n=5,093)



# I feel like I belong in my neighborhood

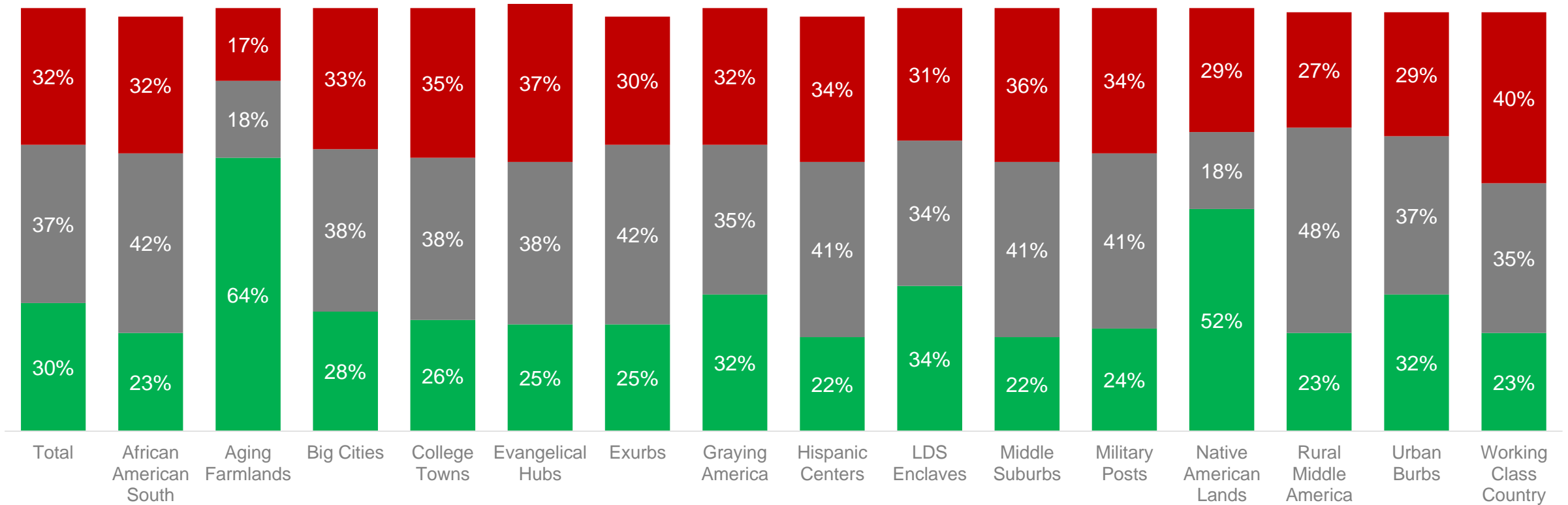
■ Agree
 ■ Neither agree nor disagree
 ■ Disagree



Q17: To what extent do you agree or disagree with the following statements? – I feel like I belong in my neighborhood  
 Base: All Respondents (n=5,093)

# I have a say about what goes on in my neighborhood

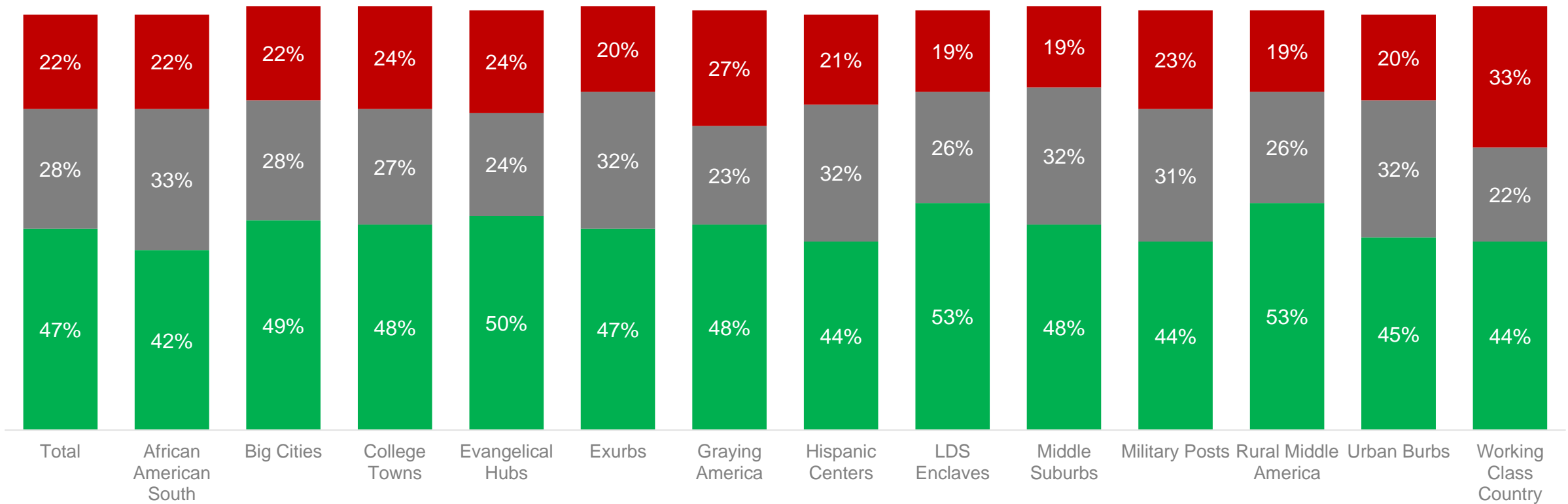
■ Agree    ■ Neither agree nor disagree    ■ Disagree



Q17: To what extent do you agree or disagree with the following statements? – I have a say about what goes on in my neighborhood  
 Base: All Respondents (n=5,093)

# I feel connected to my neighborhood

■ Agree    ■ Neither agree nor disagree    ■ Disagree

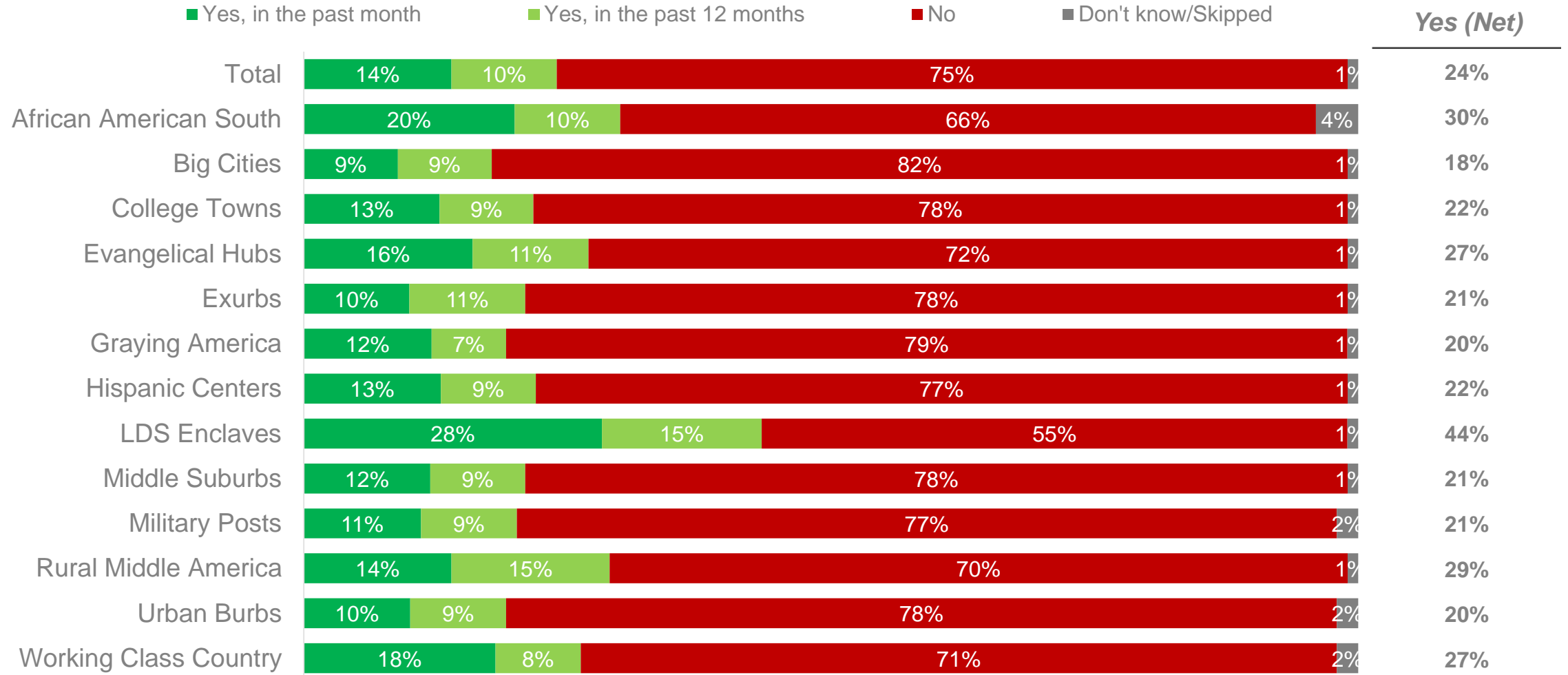


Q17: To what extent do you agree or disagree with the following statements? – I feel connected to my neighborhood

Base: All Respondents (n=4,493)

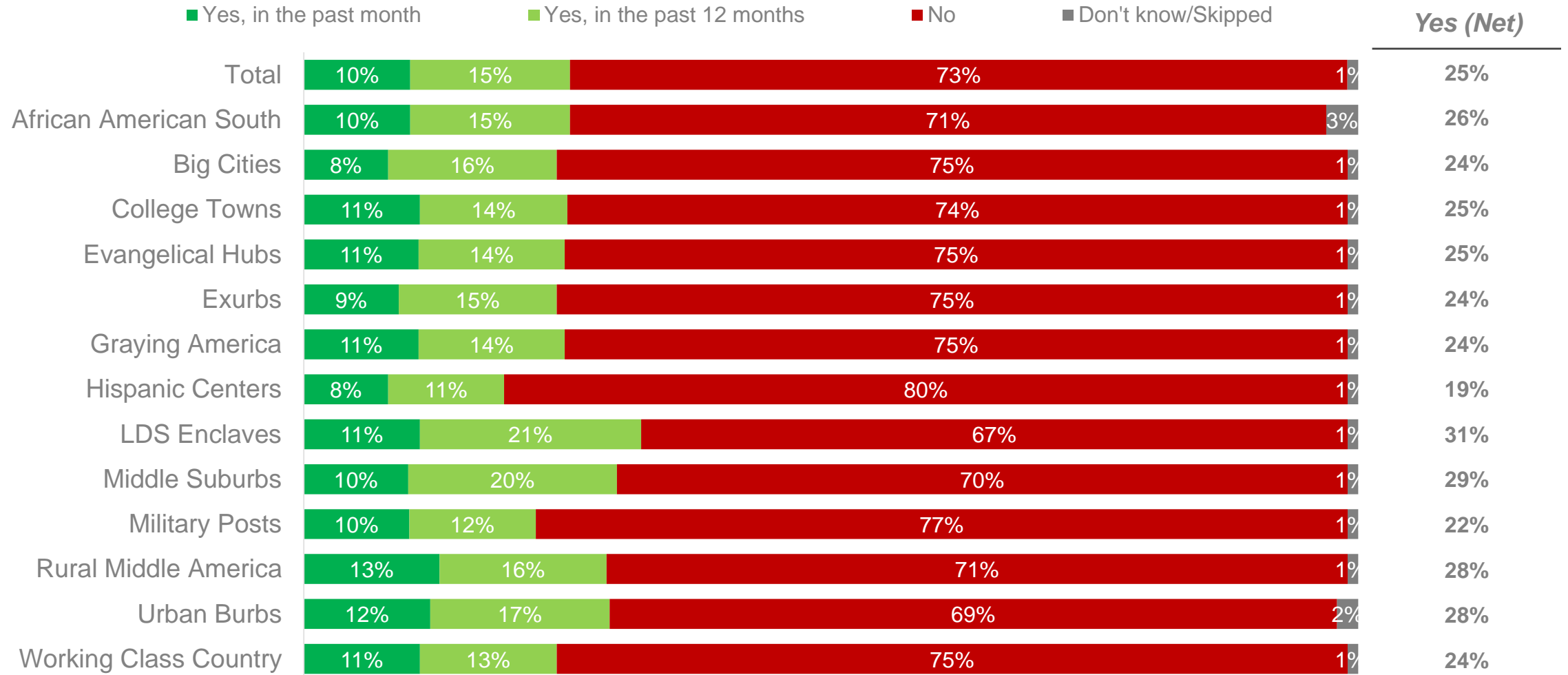
\*NOTE: This option was not asked to those in Aging Farmlands and Native American Lands

# Volunteered at church or religious center

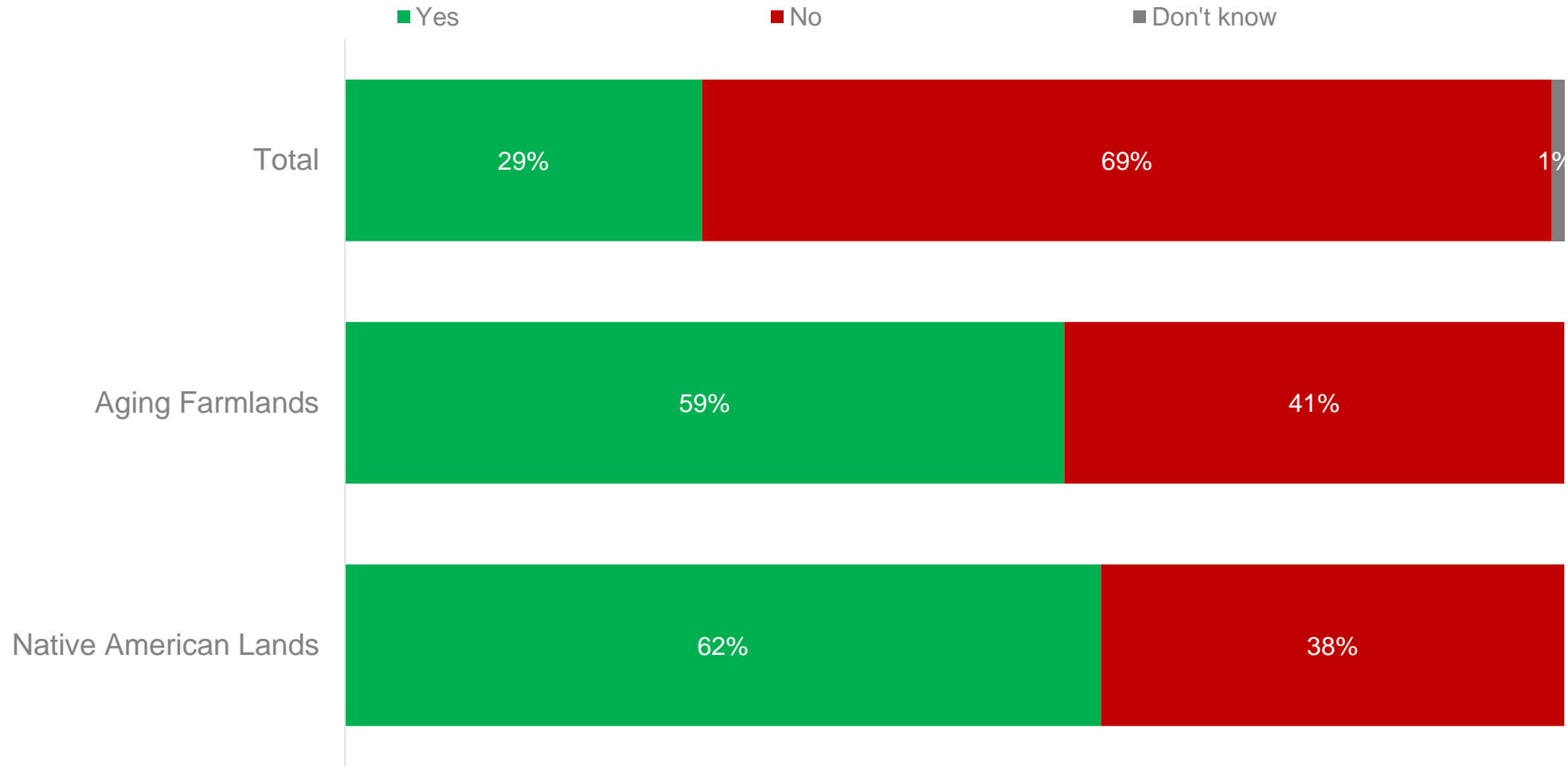


Q20: Have you done the following in the past year? – Volunteered at your church or religious center  
 Base: All Respondents (n=4,493)

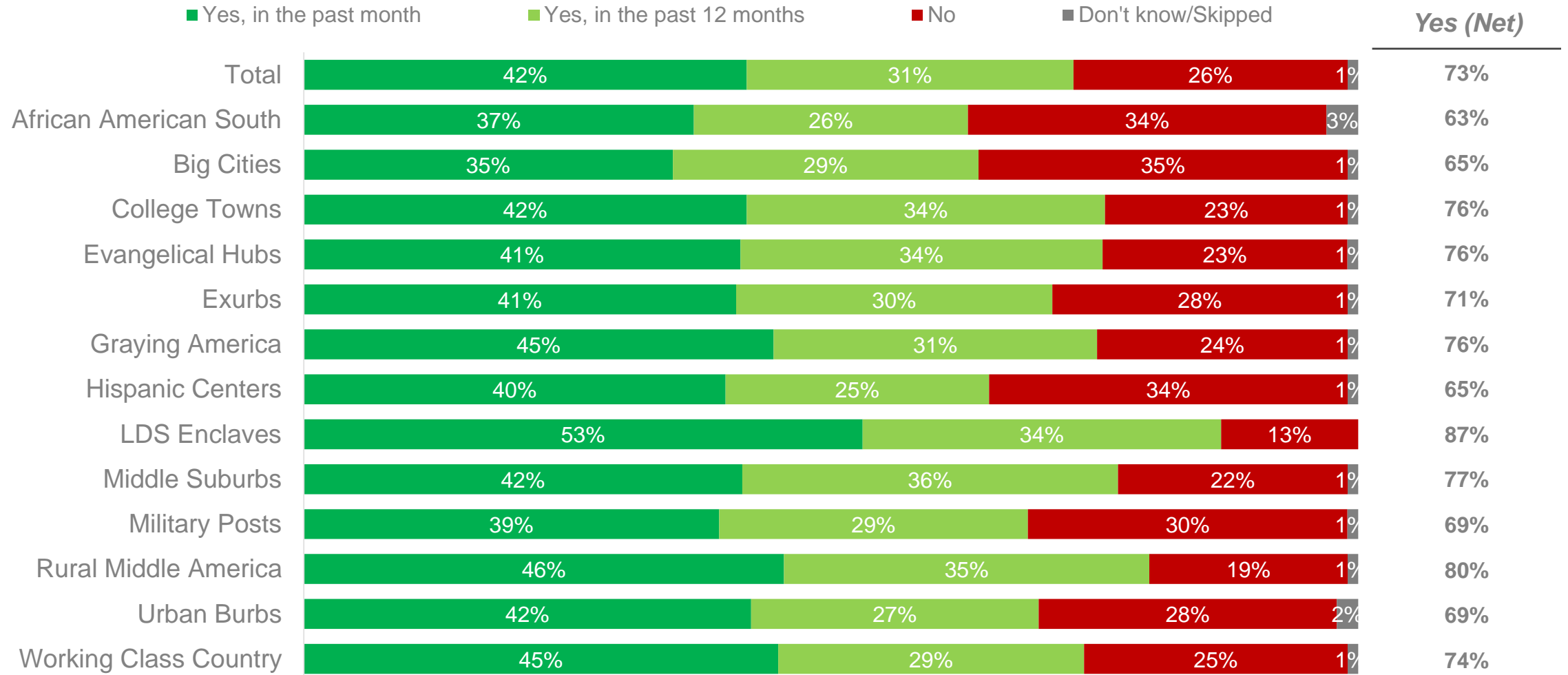
# Volunteered for a non-religious charity activity



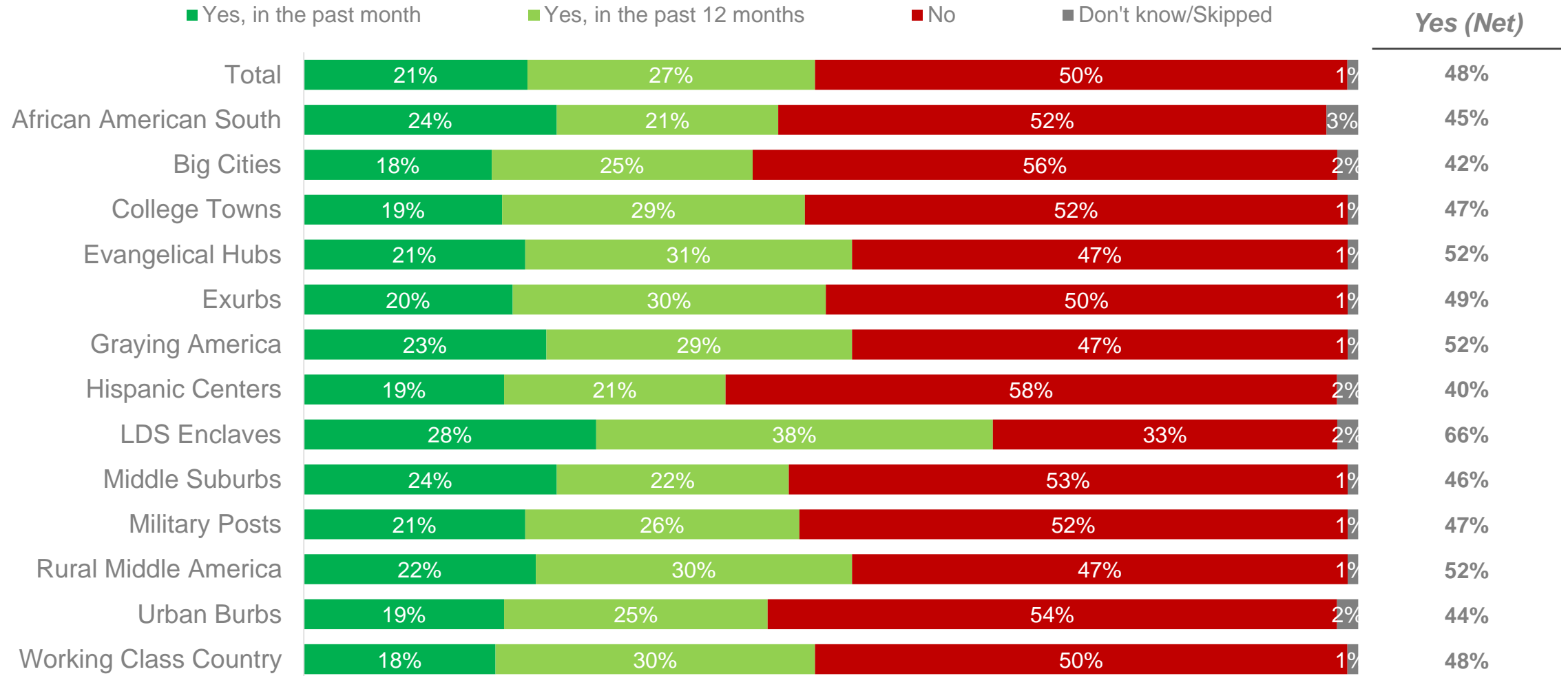
# Volunteered at your church, religious center, or other non-religious charity



# Helped a relative, friend, or neighbor in your community with a small task

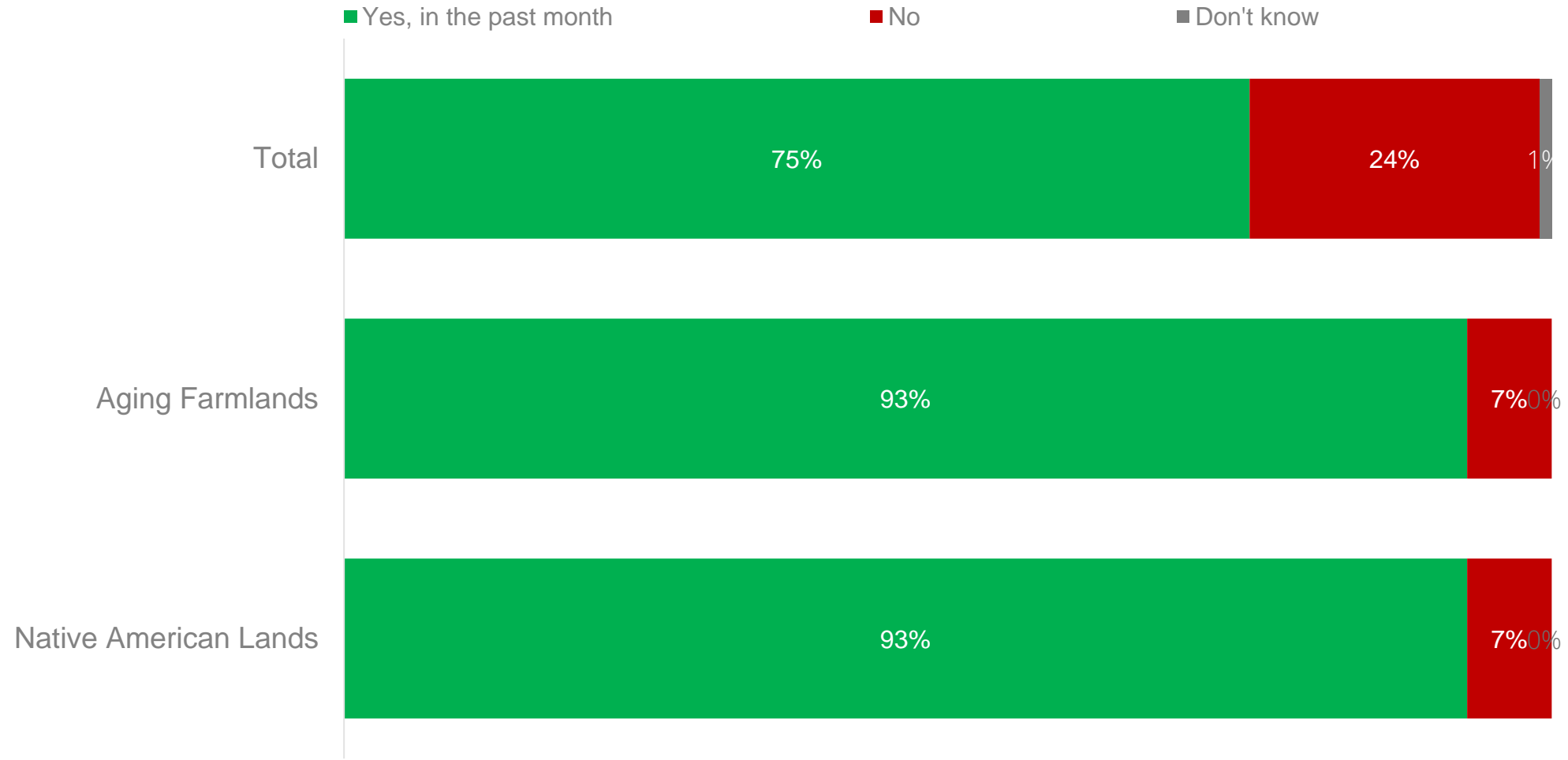


# Helped a relative, friend, or neighbor in your community with a large task

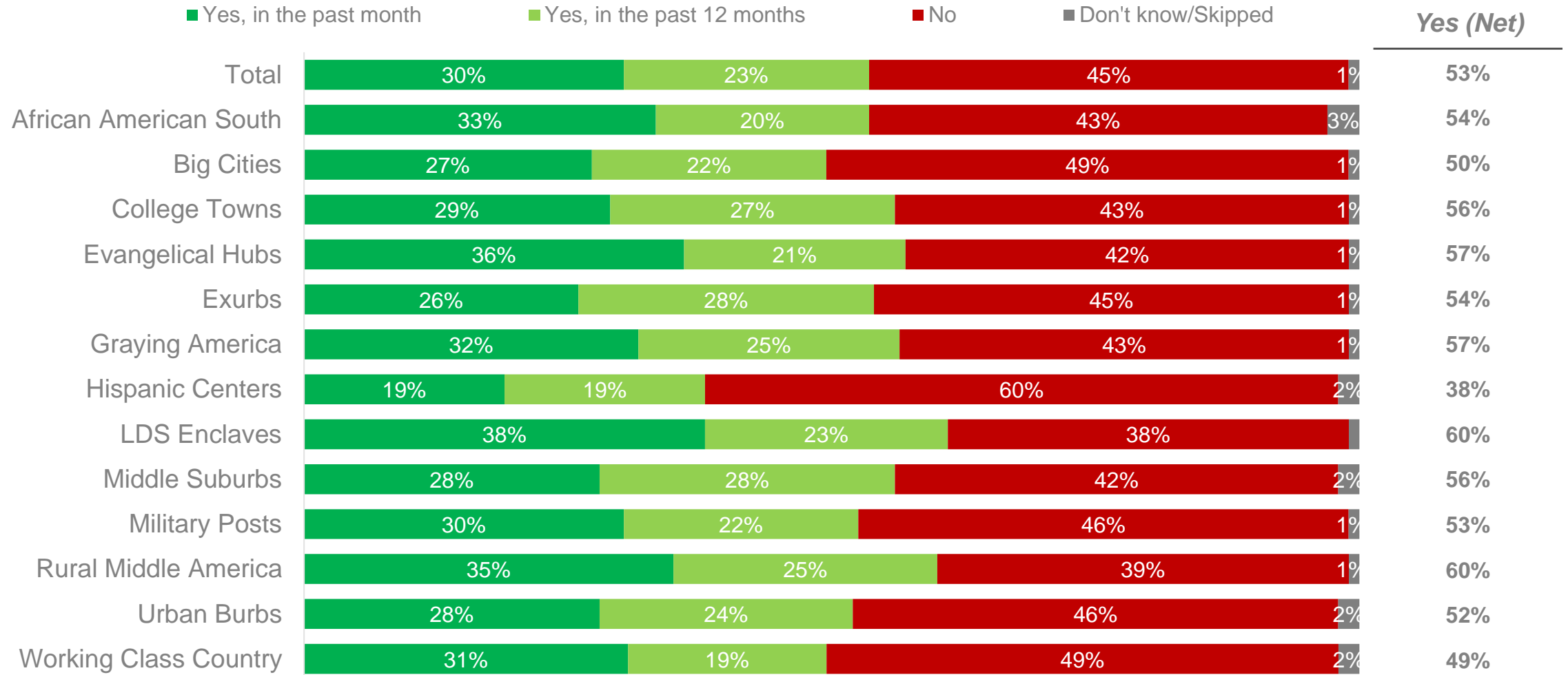




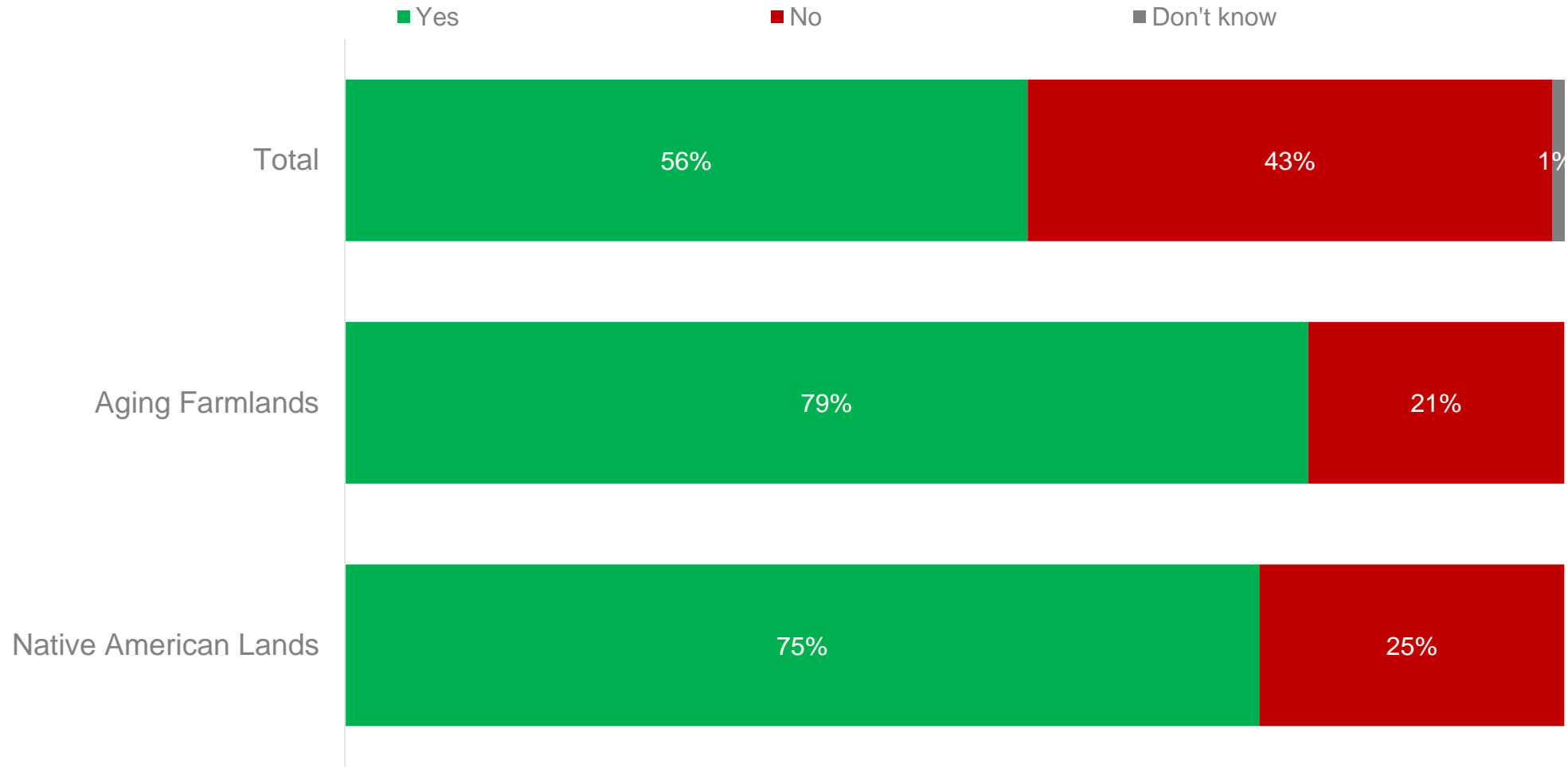
# Helped a relative, friend, or neighbor in your community



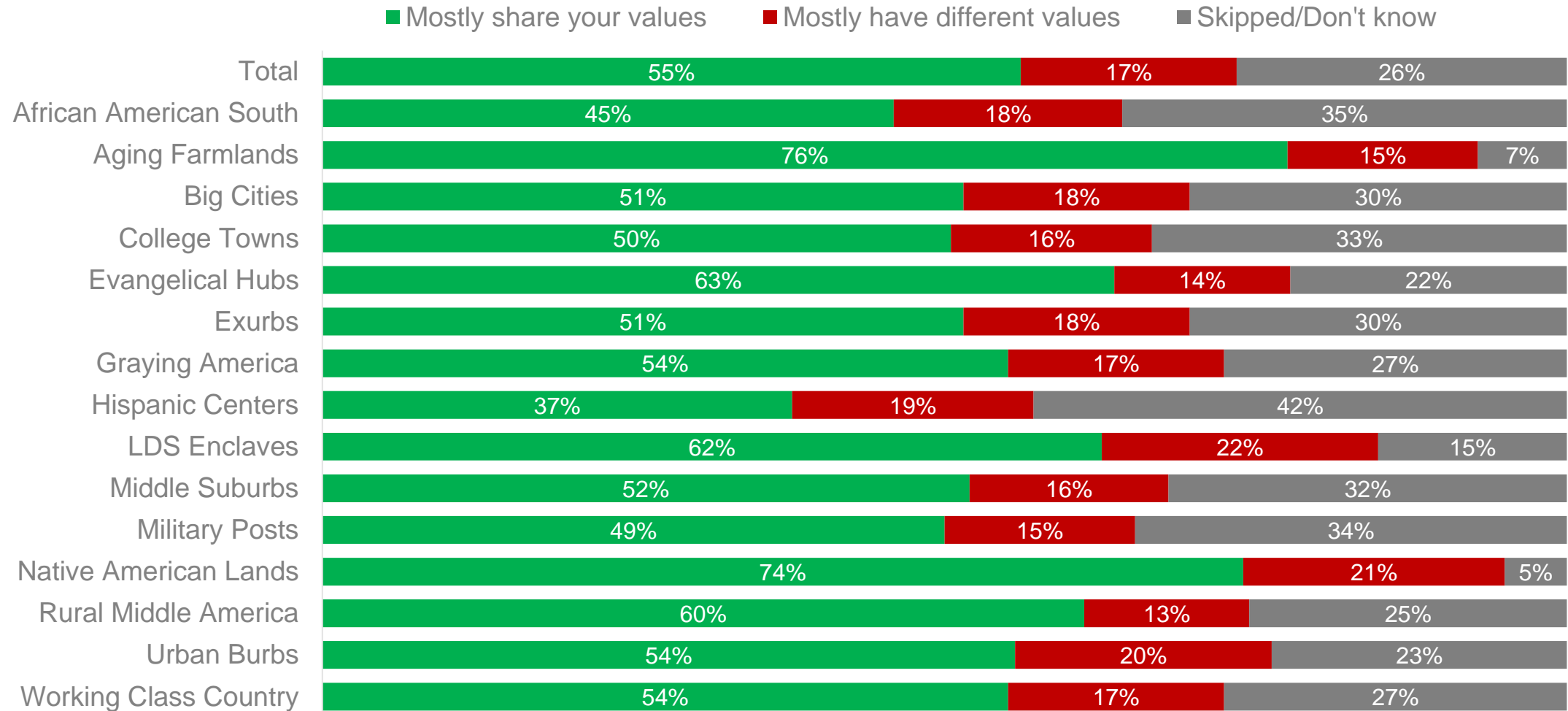
# Donated money to a church or charitable organization



# Donated money to a church or charitable organization

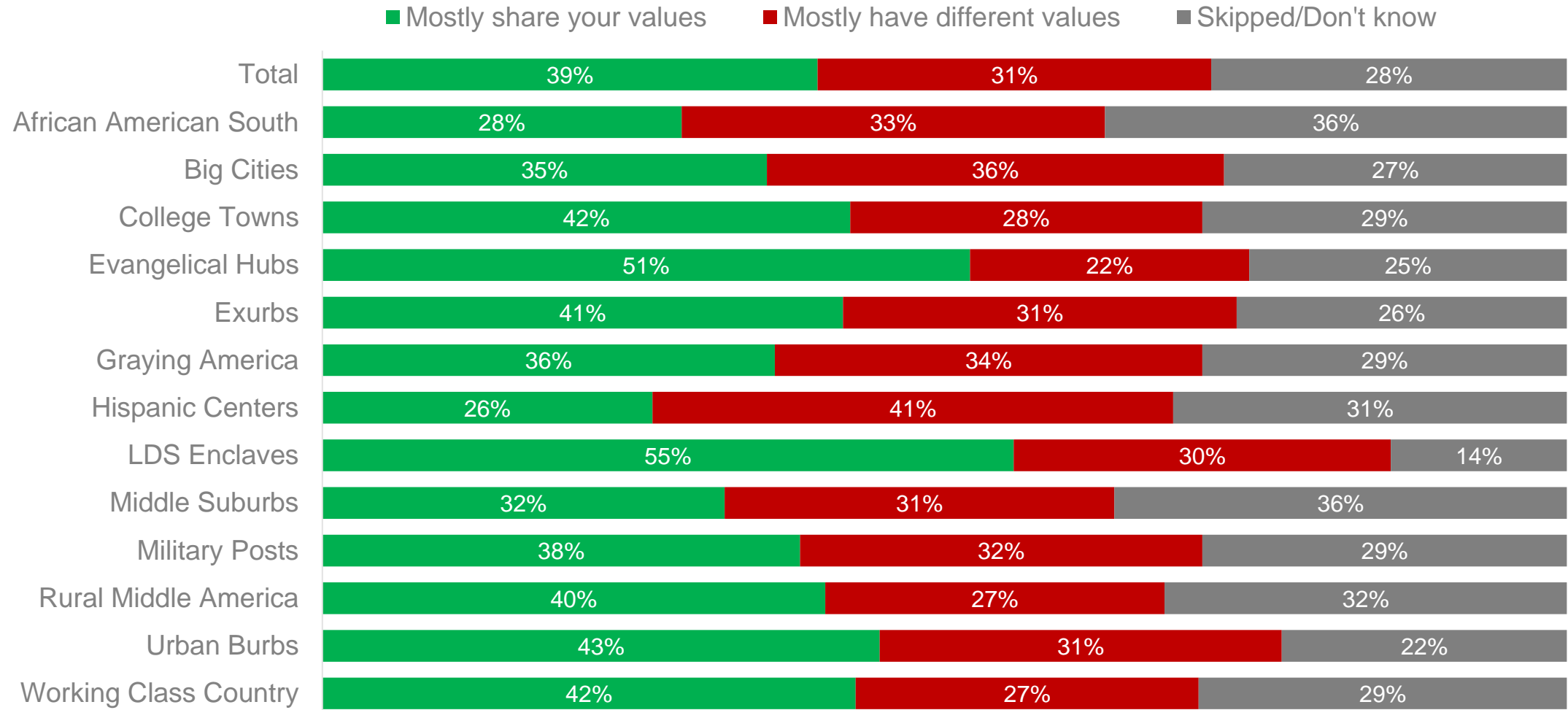


# Shared values – Your neighborhood



Q21: Do people who live in the following areas mostly share your values and views, or do they mostly have different values and views from you?– Your neighborhood  
 Base: All Respondents (n=5,093)

# Shared values – Your state

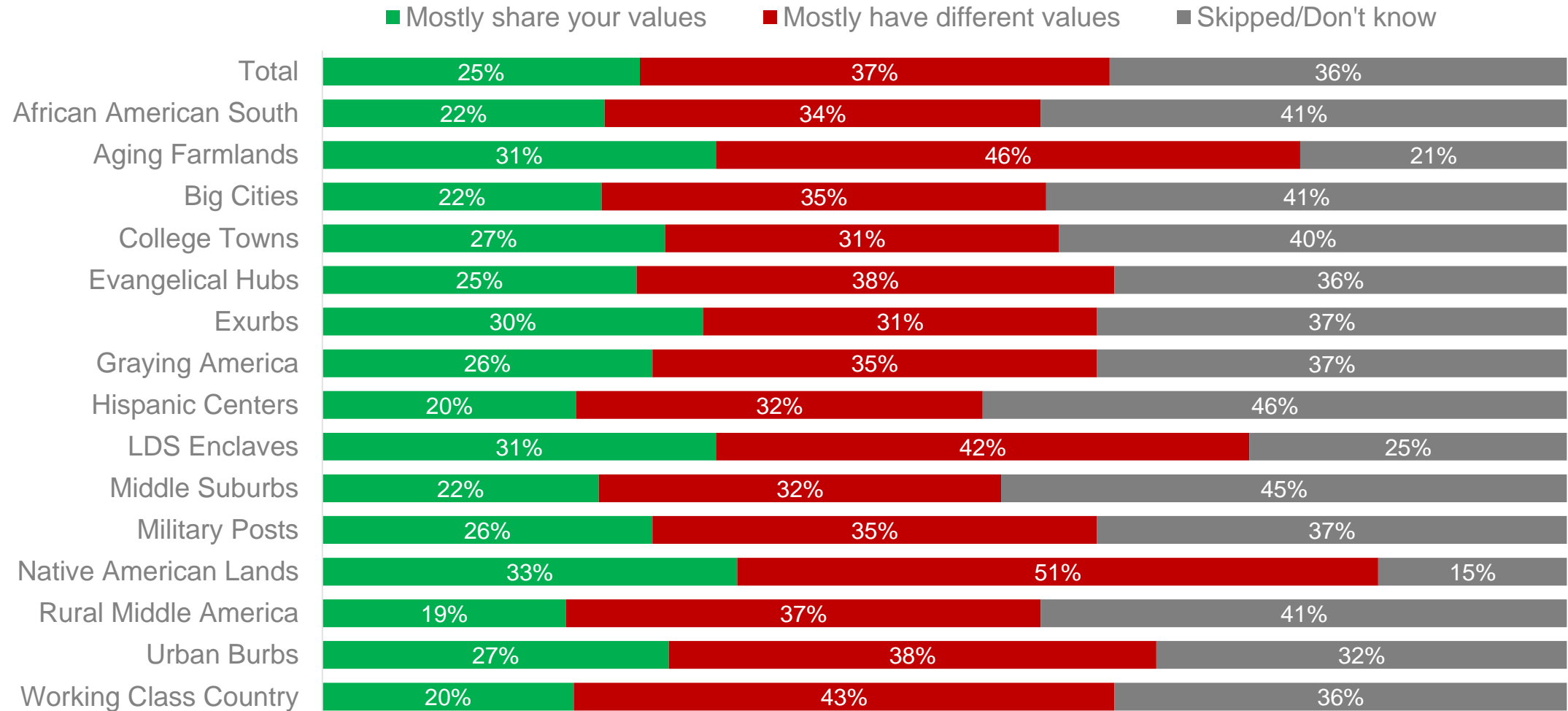


Q21: Do people who live in the following areas mostly share your values and views, or do they mostly have different values and views from you?– Your state

Base: All Respondents (n=4,493)

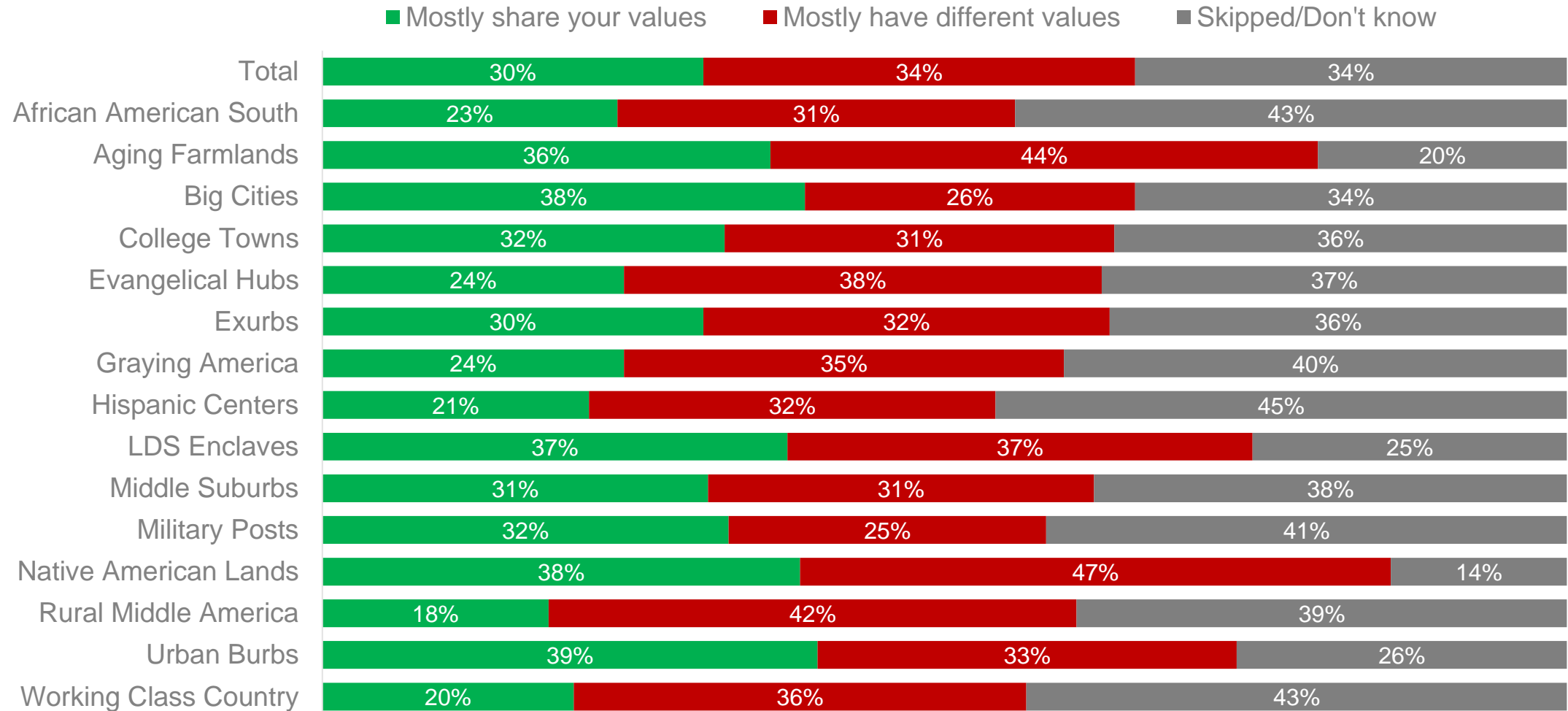
\*NOTE: This option was not asked to those in Aging Farmlands and Native American Lands

# Shared values – All of America



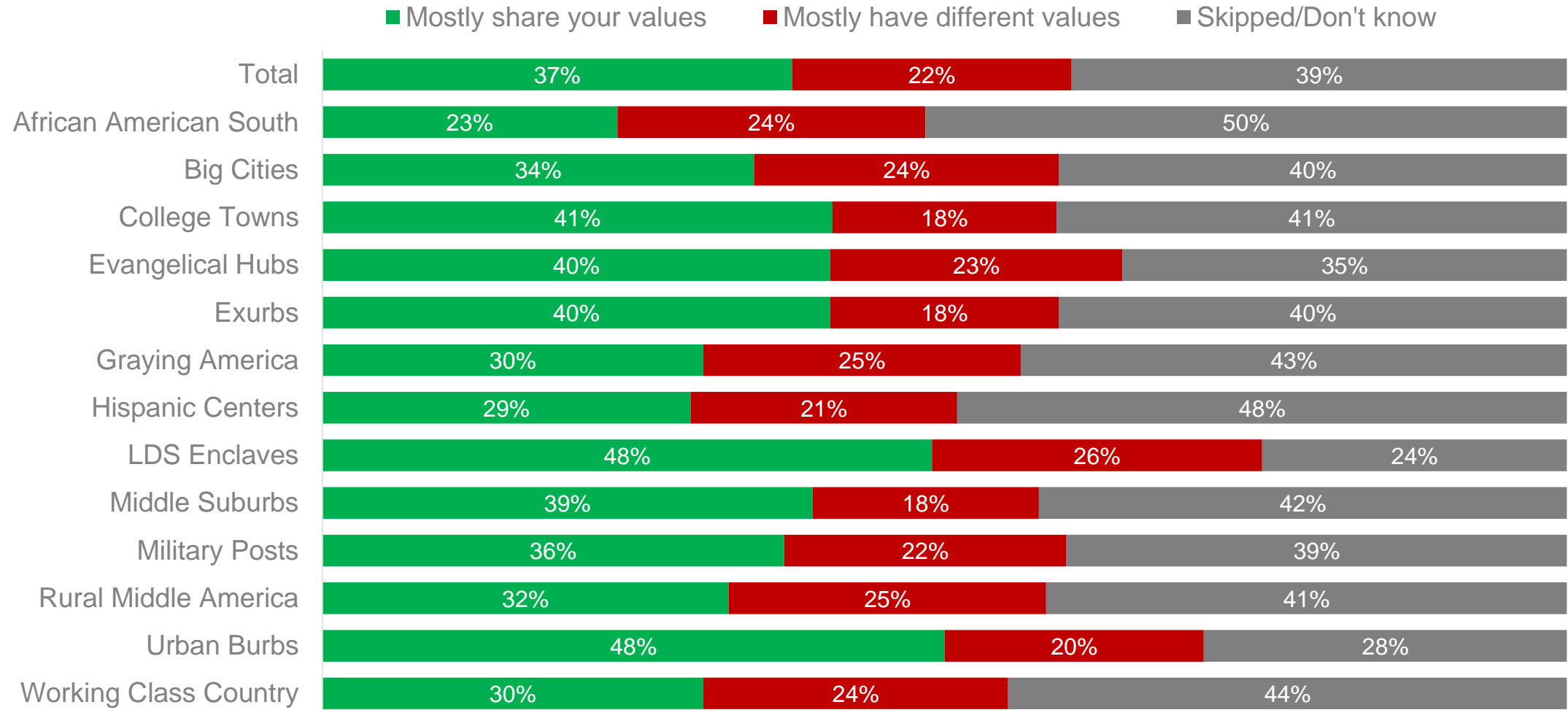
Q21: Do people who live in the following areas mostly share your values and views, or do they mostly have different values and views from you?– All of America  
 Base: All Respondents (n=5,093)

# Shared values – Urban areas



Q21: Do people who live in the following areas mostly share your values and views, or do they mostly have different values and views from you?– Urban areas  
 Base: All Respondents (n=5,093)

# Shared values – Suburban areas



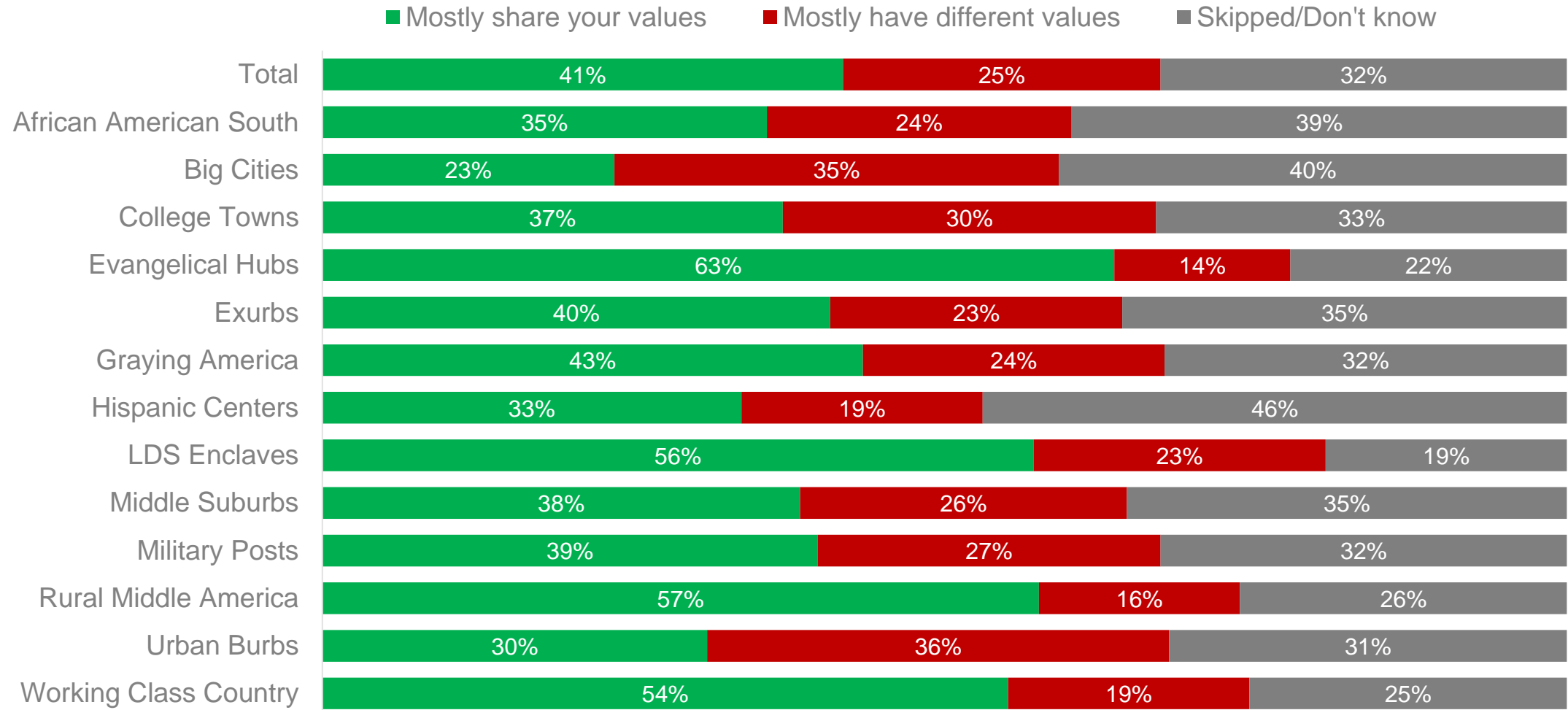
Q21: Do people who live in the following areas mostly share your values and views, or do they mostly have different values and views from you?– Suburban areas

Base: All Respondents (n=4,493)

\*NOTE: This option was not asked to those in Aging Farmlands and Native American Lands



# Shared values – Rural areas



Q21: Do people who live in the following areas mostly share your values and views, or do they mostly have different values and views from you?– Rural areas

Base: All Respondents (n=4,493)

\*NOTE: This option was not asked to those in Aging Farmlands and Native American Lands